

Outdoor & Industrial modules

Made in Italy 

CE US  15

PLUS 


UP TO 223 lm/W

L90 B10

>100.000 h @ tc=85 °C

ENERGY C


SLM70/50G4




SLM121/50G8



SLM172/50G12



SLM224/50G16



constant CURRENT 

3.1

OUTDOOR & INDUSTRIAL LIGHTING

CRI

- >70
- >80 available online
- >90 on request - su richiesta

Available (CCT) colour temperature

- 3000 K
- 4000 K
- 5000 K
- 2700 K on request - su richiesta
- 3500 K on request - su richiesta
- 5700 K on request - su richiesta
- 6500 K on request - su richiesta

Beam angle

120 °

Ambient temperature

ta: -40...+55 °C  
(Only for tc ≤ 85 °C)

Module temperature

tc: 85 °C

Absolute maximum operating current:

1600 mA

Standards compliance

- CSA-C22.2 no.250
- EN 55015
- EN 62031
- EN 62471
- IEC TR 62778
- UL 8750

Article Articolo	Code Codice	CCT K	Current mA	Flux tc 25°C lm	Flux tc 65°C lm	Power tc 65°C W	Efficacy tc 25°C lm/W	Efficacy tc 65°C lm/W	Vmin. tc 25°C @Imin	Vmax. tc 25°C @Imax
SLM70/50G4	128901/727CV	2700	350	792	744	3,8	207	198	11	12,6
			700	1537	1444	8	192	183		
			1050	2236	2100	12	180	171		
	128901/730CV	3000	350	804	755	3,8	210	201		
			700	1560	1465	8	195	186		
			1050	2269	2130	12	182	174		
	128901/740CV	4000	350	851	799	3,8	223	212		
			700	1650	1550	8	206	196		
			1050	2401	2254	12	193	184		
	128901/750CV	5000	350	839	788	3,8	220	209		
			700	1628	1529	8	203	194		
			1050	2368	2223	12	190	181		
SLM121/50G8	128902/727CV	2700	350	1585	1489	7,5	207	198	22	25,2
			700	3075	2888	16	192	183		
			1050	4472	4199	24	180	171		
	128902/730CV	3000	350	1608	1511	7,5	210	201		
			700	3120	2930	16	195	186		
			1050	4538	4261	24	182	174		
	128902/740CV	4000	350	1701	1598	7,5	223	212		
			700	3301	3100	16	206	196		
			1050	4801	4508	24	193	184		
	128902/750CV	5000	350	1678	1576	7,5	220	209		
			700	3256	3058	16	203	194		
			1050	4735	4446	24	190	181		
SLM172/50G12	128903/727CV	2700	350	2377	2233	11,2	207	198	33	37,8
			700	4612	4332	23,5	192	183		
			1050	6708	6299	36,5	180	171		
	128903/730CV	3000	350	2412	2266	11,2	210	201		
			700	4680	4395	23,5	195	186		
			1050	6807	6391	36,5	182	174		
	128903/740CV	4000	350	2552	2397	11,2	223	212		
			700	4951	4650	23,5	206	196		
			1050	7202	6762	36,5	193	184		
	128903/750CV	5000	350	2517	2364	11,2	220	209		
			700	4883	4586	23,5	203	194		
			1050	7103	6669	36,5	190	181		
SLM224/50G16	128904/727CV	2700	350	3169	2977	15	207	198	44	50,4
			700	6149	5775	31,4	192	183		
			1050	8944	8398	48,7	180	171		
	128904/730CV	3000	350	3216	3021	15	210	201		
			700	6240	5860	31,4	195	186		
			1050	9076	8522	48,7	182	174		
	128904/740CV	4000	350	3403	3196	15	223	212		
			700	6602	6200	31,4	206	196		
			1050	9602	9016	48,7	193	184		
	128904/750CV	5000	350	3356	3153	15	220	209		
			700	6511	6115	31,4	203	194		
			1050	9471	8892	48,7	190	181		

The mentioned data can have a 10% tolerance - Il dato indicato può avere una tolleranza del 10%.

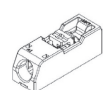
7 YEARS WARRANTY 3% FAILURE RATE

10 YEARS WARRANTY 5% FAILURE RATE

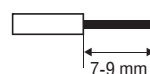
PRODUCER'S LIABILITY TCI

WARRANTY 10 YEARS ACCORDING TO THE EUROPEAN CONDITIONS

Standard connector



Insert/remove wires by slightly pressing on push-button. Inserire/rimuovere i cavi premendo leggermente sul pulsante.



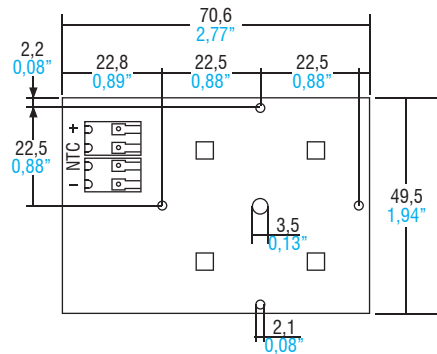
Solid conductor - Conduttore rigido  
Fine-stranded conductor - Conduttore flessibile  
Fine-stranded conductor with ferrule with plastic collar - Conduttore flessibile con boccola con isolamento in plastica

0,2...0,75 mm<sup>2</sup> / 24...18 AWG  
0,2...0,75 mm<sup>2</sup> / 24...18 AWG  
0,25...0,34 mm<sup>2</sup>

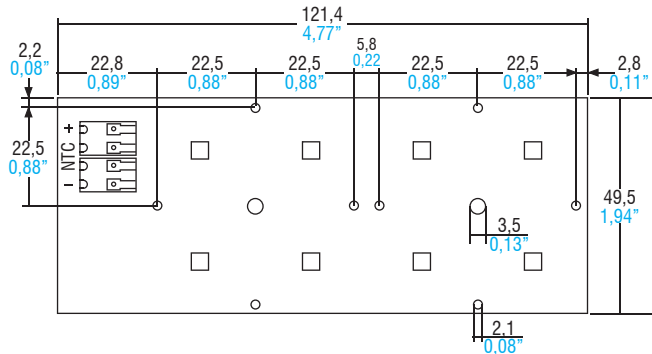
Outdoor & Industrial modules

Technical features - Caratteristiche tecniche

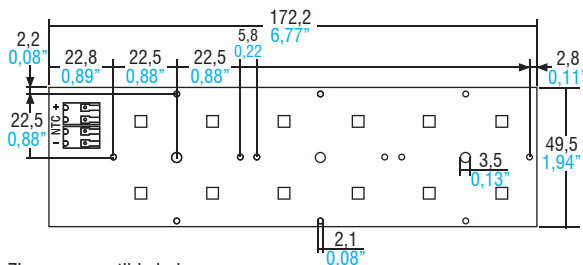
SLM 70/50G4 (Weight/Peso 0,60 oz. / gr. 17 - Pcs/Pezzi 60)



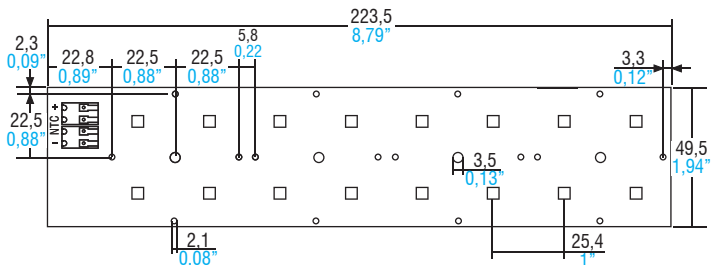
SLM 121/50G8 (Weight/Peso 1,02 oz. / gr. 29 - Pcs/Pezzi 50)



SLM 172/50G12 (Weight/Peso 1,37 oz. / gr. 39 - Pcs/Pezzi 45)



SLM 224/50G16 (Weight/Peso 1,83 oz. / gr. 52 - Pcs/Pezzi 50)



Zhaga compatible holes

Wiring Cablaggio

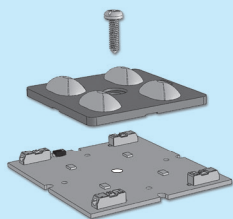


3.1

OUTDOOR & INDUSTRIAL LIGHTING

Accessories - Accessori

2x2 OPTICAL MODULES



STREET

Article Articolo	2x2 ASYMMETRIC	2x2 ELLIPTIC	2x2 120°	2x2 TYPE I	2x2 TYPE II	2x2 TYPE V - 90°	2x2 TYPE III - M
Code - Codice	468780051	468780052	468780053	468780054	468780055	468780056	468780057
Article Articolo	2x2 TYPE IV	2x2 TYPE V - 50°	2x2 TYPE II	2x2 CROSSWALKS	2x2 TYPE I	2x2 TYPE IV	2x2 CROSSWALKS
Code - Codice	468780058	468780059	468780173	468780238	468780254	468780255	468780239
Article Articolo	2x2 TYPE II						
Code - Codice	468780283						

For 128901 - 128902

Thermal pad	code
70x49 mm / SP 0,23 mm	489822290

Thermal pad	code
121x49 mm / SP 0,23 mm	489822291

For 128903 - 128904

Thermal pad	code
172x49 mm / SP 0,23 mm	489822292

Thermal pad	code
223x49 mm / SP 0,23 mm	489822293

For technical details SEE SECTION 4. Per dettagli tecnici VEDI SEZIONE 4.

HIGH-BAY

Article Articolo	2x2 90°	2x2 50°	2x2 9°	2x2 60°	2x2 90°
Code - Codice	468780056	468780059	468780308	468780307	468780296

Article Articolo	2x2 165°	2x2 25°	2x2 40°	2x2 60°	2x2 165°
Code - Codice	468780317	468780299	468780301	468780302	468780318

Main features

- Highly performant modules, ideal for extensive applications where great accuracy is required.
- Ideal for industrial, street and outdoor lighting.
- SELV modules (V < 60 V). Suitable for NON-SELV applications: distance between the voltage area and the board edge ≥ 2,7 mm.
- Extended lifetime > 100.000 h.
- High efficiency: up to 223 lm/W.
- Minimum colour tolerance: 3MacAdam (3SDCM).
- Push-in terminal blocks. Easy module fixing with screws.
- Suitable for emergency applications with TCI inverters.
- Only for professional use, not for final end user.

For additional technical informations please visit our website: [www.tci.it](http://www.tci.it)

Caratteristiche principali

- Moduli altamente performanti, ideali per applicazioni estensive dove sia richiesta estrema precisione.
- Moduli ideali per illuminazione industriale, stradale e da esterno.
- Moduli SELV (V < 60 V). Idonei per applicazioni NON SELV: distanza tra parte in tensione e bordo scheda ≥ 2,7 mm.
- Lifetime esteso > 100.000 h.
- Elevata efficienza: fino a 223 lm/W.
- Minima tolleranza di colore: 3MacAdam (3SDCM).
- Morsetti a innesto rapido. Fissaggio del modulo semplice mediante viti.
- Moduli alimentabili in emergenza con inverter TCI.
- Prodotto ad uso unicamente professionale. Non per impiego da parte dell'utente finale.