

Direct current electronic drivers with DIP-SWITCH Alimentatori elettronici in corrente continua con DIP-SWITCH

Made in Italy

constant
CURRENT

IS 15885
(Part 2 / Sec 13)

R - 41049751

2.1

Multipower DIP-SWITCH drivers - Compact case
Alimentatori multipotenza con DIP-SWITCH - Formato compatto



SMART 32



SMART 32 BI



Rated Voltage
Tensione Nominale
220 ÷ 240 V

Frequency
Frequenza
50/60 Hz

AC Operation range
Tensione di utilizzo AC
198 ÷ 264 V

DC Operation range
Tensione di utilizzo DC
(see page info15)
198 ÷ 280 V

Power
Potenza
4 ÷ 32 W

Typical output current ripple
± 20 % ⁽¹⁾

Standards compliance
EN 50172 (VDE 0108)
EN 55015
EN 61000-3-2
EN 61000-3-3
EN 61347-1
EN 61347-2-13
EN 61547
VDE 0710-T14

Max. pcs for CB B16A
(see page info17)
50 pcs

In rush current
5A 50µsec

Article Articolo	Code Codice	P out W	V out DC	I out DC	V out max.	ta °C	tc °C	λ max. Power Factor	η max. Efficiency ⁽¹⁾
SMART 32 ⁽²⁾	122217N (ex.122217)	11	10...45	250 mA cost.	50	-25...+50	80	0,95	> 89
		13	10...45	300 mA cost.					
SMART 32 BI	122218	16	10...45	350 mA cost.					
		18	10...45	400 mA cost.					
		20	10...45	450 mA cost.					
		22	10...45	500 mA cost.					
		25	10...45	550 mA cost.					
		27	10...45	600 mA cost.					
		29	10...45	650 mA cost.					
		32	10...45	700 mA cost.					
		32	10...42	750 mA cost.					
		32	10...40	800 mA cost.					
32	10...38	850 mA cost.							
32	10...36	900 mA cost.							
32	10...34	950 mA cost.							
32	10...30	1000 mA cost.							

⁽¹⁾ Referred to $V_{in} = 230$ V, 100% load - Riferito a $V_{in} = 230$ V, carico 100%

⁽²⁾ 122217NBIS - 122218BIS:

[order codes for BIS marked products - codici di ordine per i prodotti marchiati BIS](#)

Features

- Multipower driver supplied with dip-switch for the selection of the output current.
- IP20 independent driver, for indoor use (SMART 32).
- Class I protection against electric shock for direct or indirect contact (SMART 32).
- Driver for built-in use (SMART 32 BI).
- It can be used for lighting equipment in protection class I (SMART 32 BI).
- Active Power Factor Corrector.
- Analogical input (NTC) for thermal sensor connection.
- Current regulation ±5 % including temperature variations.
- Input and output terminal blocks on opposite sides (wire cross-section up to 1,5 mm² / AWG15).
- Clamping screws on primary and secondary circuits for cables with diameter: min. 2 mm - max. 11 mm (SMART 32).
- Driver can be secured with slot for screws.
- Protections:
 - against overheating and short circuits;
 - against mains voltage spikes;
 - against overloads.
- Thermal protection = C.5.a.

Caratteristiche

- Alimentatore multipotenza fornito di dip-switch per la selezione della corrente in uscita.
- Alimentatore indipendente IP20, per uso interno (SMART 32).
- Protetto in classe I contro le scosse elettriche per contatti diretti e indiretti (SMART 32).
- Alimentatore da incorporare (SMART 32 BI).
- Utilizzabile per apparecchi di illuminazione in classe di protezione I (SMART 32 BI).
- PFC attivo.
- Entrata analogica (NTC) per connessione sensore termico.
- Corrente regolata ±5 % incluse variazioni di temperatura.
- Morsetti di entrata e uscita contrapposti (sezione cavo fino a 1,5 mm² / AWG15).
- Serracavo su primario e secondario per cavi di diametro: min. 2 mm - max. 11 mm (SMART 32).
- Fissaggio dell'alimentatore tramite asole per viti.
- Protezioni:
 - termica e cortocircuito;
 - contro le extra-tensioni di rete;
 - contro i sovraccarichi.
- Protezione termica = C.5.a.

7 YEARS WARRANTY
3% FAILURE RATE

10 YEARS WARRANTY
5% FAILURE RATE

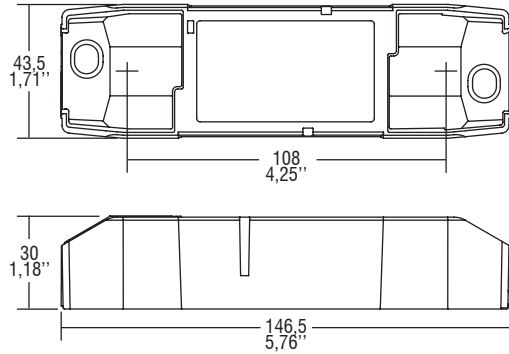
PRODUCER'S LIABILITY

WARRANTY 10 YEARS
ACCORDING TO THE EUROPEAN CONDITIONS
2014

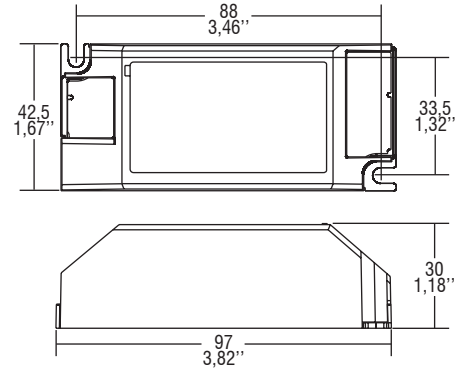
Direct current electronic drivers with DIP-SWITCH
Alimentatori elettronici in corrente continua con DIP-SWITCH

Made in Italy

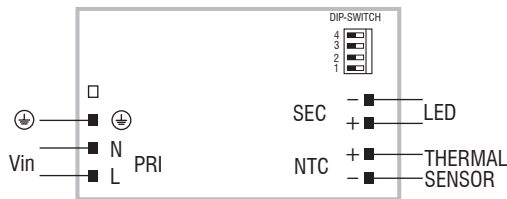
IP 20 **SCREW FIXING** $\varnothing 54$ 2.13" Weight - Peso gr. 105 / 3,7 oz.
 Pcs - Pezzi 40



BUILT-IN **SCREW FIXING** Weight - Peso gr. 98 / 3,7 oz.
 Pcs - Pezzi -



Wiring diagram - Schema di collegamento (Max. LED distance on page info8 - Massima distanza LED a pagina info8)



2.1
 Multipower DIP-SWITCH drivers - Compact case
 Alimentatori multipotenza con DIP-SWITCH - Formato compatto