

constant  
**VOLTAGE**

**RIPPLE  
FREE**



## 5.1.1

Constant voltage drivers - Compact case - Switchable Alimentatori a tensione costante - Formato compatto - Non regolabili

**Rated Voltage**  
**Tensione Nominale**  
 220 ÷ 240 V

**Frequency**  
**Frequenza**  
 50/60 Hz

**AC Operation range**  
**Tensione di utilizzo AC**  
 198 ÷ 264 V

**DC Operation range**  
**Tensione di utilizzo DC**  
 (see page info15)  
 DC 176 ÷ 264 V  
 (NO 150 W)

**Power**  
**Potenza**  
 0 ÷ 150 W

**Output current ripple**  
 $\leq 3\%$ <sup>(1)</sup>

**Reference Norms**  
**Norme di riferimento**  
 EN 50172 (VDE 0108)  
 EN 55015  
 EN 61000-3-2  
 EN 61000-3-3  
 EN 61347-1  
 EN 61347-2-13  
 EN 61547  
 VDE 0710-T14

**Max. pcs for CB B16A**  
 (see page info17)  
 15 pcs

**In rush current**  
 15A 600 $\mu$ sec

**Max. pcs for CB B16A**  
 (see page info17)  
 8 pcs (for **DC 150**)

**In rush current**  
 35A 100 $\mu$ sec  
 (for **DC 150**)

Article Articolo	Code Codice	P out W	V out DC	I out DC	ta °C	tc °C	$\lambda$ max. Power Factor	$\eta$ max. Efficiency <sup>(1)</sup>
<b>DC 50W 24V VSTII</b>	122752II	50	24	2 A max.	-40...+45	70	0,97	> 90
<b>DC 50W 12V VSTII</b>	122756II	50	12	4,2 A max.	-40...+45	70	0,97	> 88
<b>DC 50W 48V VSTII</b>	122766II	50	48	1 A max.	-40...+45	70	0,97	> 90
<b>DC 70W 24V VSTII</b> <sup>(2)</sup>	122750II	70 <sup>(2)</sup>	24	2,9 A max.	-40...+45	70	0,97	> 91
<b>DC 70W 12V VSTII</b>	122758II	70	12	5,8 A max.	-40...+45	70	0,97	> 89
<b>DC 70W 48V VSTII</b>	122762II	70	48	1,45 A max.	-40...+45	70	0,97	> 91
<b>DC 150W 24V VSTII</b>	122754II	150	24	6,25 A max.	-40...+45	75	0,98	> 94

<sup>(1)</sup> Referred to  $V_m = 230$  V, 100% load - Riferito a  $V_m = 230$  V, carico 100%

<sup>(2)</sup> Load allowed up to 75 W - Carico massimo 75 W

**Accessories not supplied - Accessori non a corredo**

Article - Articolo	Code - Codice
dimmer <b>SED 4.5A R57 (7.)</b>	120300



**Features**

- AC/DC electronic driver with output in voltage, specific for installations in compliance with the standards of lighting applications.
- IP20 independent driver, for indoor use.
- Class II protection against electric shock for direct or indirect contact.
- Input and output terminal blocks on opposite sides.
- Single terminal block on primary (wire cross-section up to 0,5 - 2,5 mm<sup>2</sup> / AWG20 - AWG13).
- Double terminal blocks on secondary (wire cross-section up to 0,5 - 2,5 mm<sup>2</sup> / AWG20 - AWG13).
- Clamping screws on primary and secondary circuits for cables with diameter: min. 6 mm - max. 9 mm.
- Driver can be secured with slot for screws.
- Protections:
  - against overheating and short circuits;
  - against mains voltage spikes;
  - against overloads.

**Caratteristiche**

- Alimentatore elettronico tipo AC/DC con uscita in tensione specifico per installazioni con Norme settore illuminazione.
- Alimentatore indipendente IP20, per uso interno.
- Protetto in classe II contro le scosse elettriche per contatti diretti e indiretti.
- Morsetti di entrata e uscita contrapposti.
- Singola morsettiera su primario (sezione cavo fino a 0,5 - 2,5 mm<sup>2</sup> / AWG20 - AWG13).
- Doppia morsettiera su secondario (sezione cavo fino a 0,5 - 2,5 mm<sup>2</sup> / AWG20 - AWG13).
- Serracavo su primario e secondario per cavi di diametro: min. 6 mm - max. 9 mm.
- Fissaggio dell'alimentatore tramite asole per viti.
- Protezioni:
  - termica e cortocircuito;
  - contro le extra-tensioni di rete;
  - contro i sovraccarichi.



**Direct current electronic drivers**  
**Alimentatori elettronici in corrente continua**

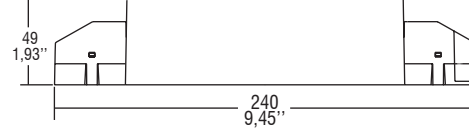
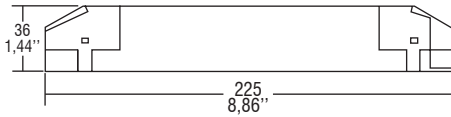
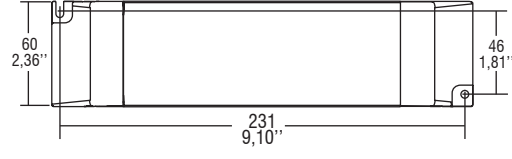
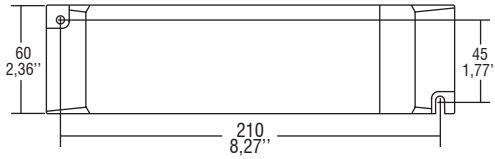
Made in Italy

**IP 20** **SCREW FIXING**  $\varnothing 70$  2,76" Weight - Peso:  
 gr. 290 / 10,22 oz.  
 Pcs - Pezzi 25

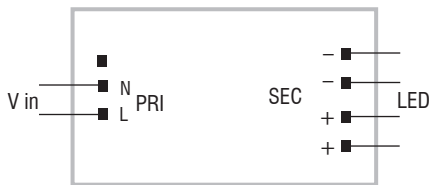
**IP 20** **SCREW FIXING**  $\varnothing 80$  3,15" Weight - Peso:  
 gr. 290 / 10,22 oz.  
 Pcs - Pezzi 20

DC 50W 24V VST II - DC 50W 48V VST II - DC 70W 24V VST II - DC 70W 48V VST II

DC 50W 12V VST II - DC 70W 12V VST II - DC 150W 24V VST II



**Wiring diagrams - Schemi di collegamento** (Max. LED distance at page info8 - Massima distanza LED a pagina info8)



## 5.1.1

Constant voltage drivers - Compact case - Switchable  
 Alimentatori a tensione costante - Formato compatto - Non regolabili