

## Direct current electronic drivers Alimentatori elettronici in corrente continua

Single current drivers - Not dimmable  
Alimentatori corrente singola - Non regolabili

1

constant  
**CURRENT**

**RIPPLE FREE**

Pst LM  $\leq 1$   
SVM  $\leq 0,4$



**Rated Voltage**  
Tensione Nominale  
220 ÷ 240 V

**Frequency**  
Frequenza  
50-60 Hz

**AC Operation range**  
Tensione di utilizzo AC  
198 ÷ 264 V

**Power**  
Potenza  
5 ÷ 10 W

**iTHD**  
 $\leq 10\%$  <sup>(1)</sup>

**Output current ripple**  
 $\leq 3\%$  <sup>(1)</sup>

**Standards compliance**

EN 55015  
EN 60335-1  
EN 61000-3-2  
EN 61000-3-3  
EN 61347-1  
EN 61347-2-13  
EN 61547  
EN 62384  
VDE 0710 T14

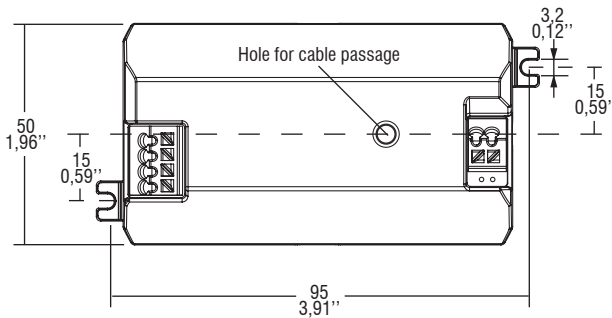
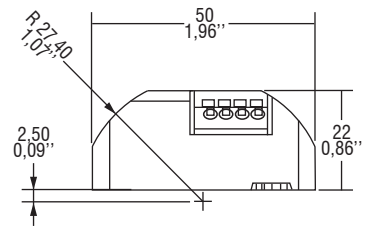
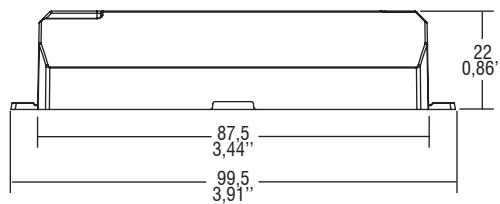
**Max. pcs for CB B16A**  
(see page info17)  
50 pcs

**In rush current**  
5A 50 $\mu$ sec

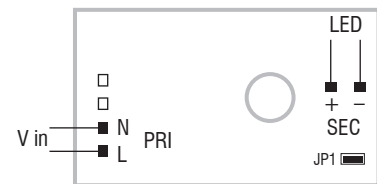
Article Articolo	Code Codice	P out W	V out DC	I out DC	Jumper JP1	U out V	ta °C	tc °C	$\lambda$ max. Power Factor	$\eta$ max. Efficiency <sup>(1)</sup>
<b>MSE 10/350-500</b>	127620	7	15...20	350 mA cost.	-	28	-25...+50	80	0,98	> 80 %
		10	15...20	500 mA cost.	ON (default)					

<sup>(1)</sup> Referred to  $V_{in} = 230$  V, 100% load - Riferito a  $V_{in} = 230$  V, carico 100%

**BUILT-IN SCREW FIXING** Weight - Peso: gr. 63 / 2,2 oz.  
Pcs - Pezzi - 50



**Wiring diagram - Schema di collegamento**  
(Max. LED distance on page info8 - Massima distanza LED a pagina info8)



**Features**

- Possibility to choose the output current through specific JUMPER.
- Driver for built-in use.
- It can be used for lighting equipment in protection class I and II.
- Push-wire connections (wire cross-section up to 0,5 - 1,5 mm<sup>2</sup> / AWG20 - AWG15).
- Input and output terminal blocks on opposite sides.
- Single terminal block at the primary and secondary circuit (wire cross-section up to 1,5 mm<sup>2</sup> / AWG15).
- Driver can be secured with slot for screws.
- Ultra compact size.
- Protections:
  - against overheating and short circuits;
  - against mains voltage spikes;
  - against overloads.
- Current regulation  $\pm 5\%$  including temperature variations.
- Thermal protection = C.5.a.

**Caratteristiche**

- Possibilità di scegliere la corrente d'uscita tramite JUMPER dedicato.
- Alimentatore da incorporare.
- Utilizzabile per apparecchi di illuminazione in classe di protezione I e II.
- Morsetti ad innesto rapido (sezione cavo fino a 0,5 - 1,5 mm<sup>2</sup> / AWG20 - AWG15).
- Morsetti di entrata e uscita contrapposti.
- Singolo morsetto su primario e secondario (sezione morsetto 1,5 mm<sup>2</sup> / AWG15).
- Fissaggio dell'alimentatore tramite asole per viti.
- Dimensioni molto ridotte e compatte.
- Protezioni:
  - termica e cortocircuito;
  - contro le extra-tensioni di rete;
  - contro i sovraccarichi.
- Corrente regolata  $\pm 5\%$  incluse variazioni di temperatura.
- Protezione termica = C.5.a.

