

LV HR TRACK 2L DALI




Direct current dimmable electronic drivers for 48V track adapters
Alimentatori elettronici regolabili in corrente continua per adattatori da binario 48V

Made in Italy

constant CURRENT

RIPPLE FREE

AM PWM DIMMING



Rated Voltage
Tensione Nominale
48 Vdc

Power
Potenza
1 ÷ 28 W

Output current ripple
≤ 3% ⁽¹⁾

Stand by power
≤ 0,5 W

Standards compliance

EN 55015
EN 61347-1
EN 61347-2-13
EN 61547
VDE 0710-T14
UL 8750
CSA C22.2 No.250.13

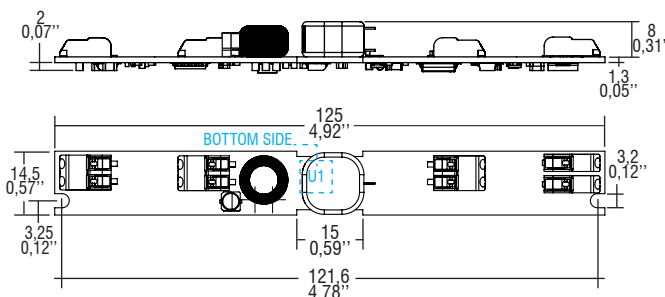
Suitable for the following tracks
Compatibili con i seguenti binari STUCCHI
- 9500-../-..-ST1
- 9500-../-..-ST2
- 9500-../B-..-ST3
- 9500-../B-..-ST4

Article Articolo	Code Codice	W @48V	I out DC	V out	U out V	ta °C	tc U1 °C	η max. Efficiency
LV HR TRACK 2L DALI 200 OF	126039/2000F	8	200 mA cost.	3...40 V	48	-25...+60	90	> 94
LV HR TRACK 2L DALI 250 OF	126039/2500F	10	250 mA cost.	3...40 V	48	-25...+60	90	> 95
LV HR TRACK 2L DALI 350 OF	126039/3500F	13	350 mA cost.	3...40 V	48	-25...+60	90	> 93
LV HR TRACK 2L DALI 400 OF	126039/4000F	16	400 mA cost.	3...40 V	48	-25...+60	90	> 95
LV HR TRACK 2L DALI 500 OF	126039/5000F	20	500 mA cost.	3...40 V	48	-25...+60	90	> 94
LV HR TRACK 2L DALI 600 OF	126039/6000F	24	600 mA cost.	3...40 V	48	-25...+60	90	> 96
LV HR TRACK 2L DALI 700 OF	126039/7000F	28	700 mA cost.	3...40 V	48	-25...+60	90	> 93
LV HR TRACK 2L DALI 900 OF ⁽²⁾	126039/9000F	11	900 mA cost.	3...12 V	48	-25...+60	90	> 93

⁽¹⁾ Referred to 100% load - Riferito a carico 100%

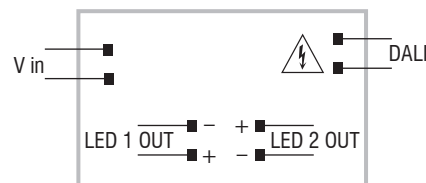
⁽²⁾ Without ENEC - Senza ENEC / Without UL - Senza UL / Without RCM - Senza RCM

BUILT-IN SCREW FIXING Weight - Peso: gr. 17 / 0,6 oz.
Pcs - Pezzi 400



Wiring diagram - Schema di collegamento

(Max. LED distance at page info8 -
Massima distanza LED a pagina info8)



Features

- Suitable for STUCCHI series "9500" 48V track adapter.
- 2 outputs version for 2 separated LEDs.
The 2 loads are connected in series.
Do not exceed the available voltage range in Table 1.
- Dimming AM + PWM: 1-25% PWM 2 kHz + 25-100% AM.
- Designed to work with DALI-2 systems.
- Driver for built-in use.
- Extremely low safety voltage (48 V).
- It can be used for lighting equipment in protection class III.
- Input and output terminal blocks on opposite sides.
- Single terminal block on primary and secondary circuit (wire cross-section up to 0,75 mm² / AWG18).
- Ultra compact size.
- Protections:
 - against 230V on DALI port;
 - against overheating and short-circuits;
 - polarity switching at input;
 - against overloads.
- Current regulation -8 %... +5 % including temperature variations.

Caratteristiche

- Compatibile con adattatore da binario 48V STUCCHI serie "9500".
- Versione con 2 uscite per 2 carichi LED.
I due LED sono connessi in serie.
Non eccedere i limiti indicati in Tabella 1.
- Regolazione AM + PWM: 1-25% PWM 2 kHz + 25-100% AM.
- Progettato per funzionare con sistemi DALI-2.
- Alimentatore da incorporare.
- Alimentazione in bassissima tensione di sicurezza (48 V).
- Utilizzabile per apparecchi di illuminazione in classe di protezione III.
- Morsetti di entrata ed uscita contrapposti.
- Singolo morsetto su primario e secondario (sezione cavo fino a 0,75 mm² / AWG18).
- Dimensioni molto ridotte e compatte.
- Protezioni:
 - contro 230V su porta DALI;
 - termica e cortocircuito;
 - all'ingresso, inversione polarità;
 - contro i sovraccarichi.
- Corrente regolata -8 %... +5 % include variazioni di temperatura.

