

## Direct current electronic drivers Alimentatori elettronici in corrente continua

constant  
**VOLTAGE**

**RIPPLE  
FREE**

Pst LM ≤ 1  
SVM ≤ 0,4



**Rated Voltage  
Tensione Nominale**  
220 ÷ 240 V

**Frequency  
Frequenza**  
50/60 Hz

**AC Operation range  
Tensione di utilizzo AC**  
198 ÷ 264 V

**Power - Potenza**  
0 ÷ 180 W

**THD @full load**  
30W: 10%  
60W: 10%  
75W: 10%  
90W: 20%  
120W: 20%  
180W: 20%

**Output current ripple**  
≤ 3% <sup>(1)</sup>

**Standards compliance**  
EN 55015  
EN 61000-3-2  
EN 61000-3-3  
EN 61347-1  
EN 61347-2-13  
EN 61547

**Max. pcs for CB B16A**  
(see page info17)  
30W: 24 pcs  
60W: 12 pcs  
75W: 12 pcs  
90W: 12 pcs  
120W: 12 pcs  
180W: 2 pcs

**In rush current**  
30W: 19A 270μsec  
60W: 29A 330μsec  
75W: 29A 330μsec  
90W: 28A 270μsec  
120W: 29A 310μsec  
180W: 57A 540μsec

Article Articolo	Code Codice	P out W	V out DC	I out DC	ta °C	tc °C	λ max. Power Factor	η max. Efficiency <sup>(1)</sup>
<b>LCV 30W 24V</b>	127820	30	24 cost.	1,25 A max.	-15...+45	80	0,95	> 85 %
<b>LCV 60W 24V</b>	127821	60	24 cost.	2,5 A max.	-20...+50	85	0,95	> 88 %
<b>LCV 75W 24V</b>	127822	75	24 cost.	3,125 A max.	-15...+45	85	0,95	> 90 %
<b>LCV 90W 24V</b>	127823	90	24 cost.	3,75 A max.	-15...+45	80	0,95	> 88 %
<b>LCV 120W 24V</b>	127824	120	24 cost.	5 A max.	-20...+45	90	0,95	> 88 %
<b>LCV 180W 24V</b>	127825	180	24 cost.	7,5 A max.	-20...+45	90	0,95	> 92 %

<sup>(1)</sup> Referred to  $V_m = 230$  V, 100% load - Riferito a  $V_m = 230$  V, carico 100%

**Accessories not supplied - Accessori non a corredo**

Article - Articolo	Code - Codice
dimmer <b>SED 4.5A R57 (Z.)</b>	120300



### Features

- IP20 independent driver, for indoor use.
- Class II protection against electric shock for direct or indirect contact.
- Input and output terminal blocks on opposite sides.
- Single terminal at the primary and secondary circuit (wire cross-section up to 2,5 mm<sup>2</sup> / AWG13).
- Clamping screws on primary and secondary circuits for cables.
- Driver can be secured with slot for screws.
- No load power consumption: 0,5W.
- Protections:
  - against overheating and short circuits;
  - against mains voltage spikes;
  - against overloads;
  - protection fuse at input.

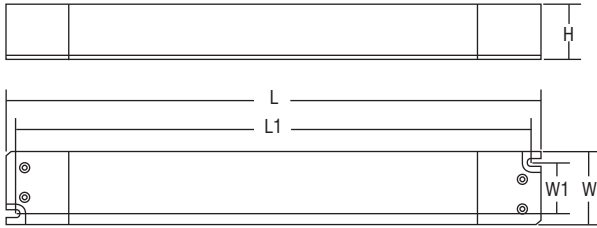
### Caratteristiche

- Alimentatore indipendente IP20, per uso interno.
- Protetto in classe II contro le scosse elettriche per contatti diretti e indiretti.
- Morsetti di entrata e uscita contrapposti.
- Singolo morsetto su primario e secondario (sezione cavo fino a 2,5 mm<sup>2</sup> / AWG13).
- Serracavo su primario e secondario per cavi.
- Fissaggio dell'alimentatore tramite asole per viti.
- Consumo senza carico: 0,5W.
- Protezioni:
  - termica e cortocircuito;
  - contro le extra-tensioni di rete;
  - contro i sovraccarichi;
  - fusibile di protezione all'ingresso.

5.2.1

Constant voltage drivers - Linear case - Not dimmable  
Alimentatori a tensione costante - Formato lineare - Non regolabili


**Direct current electronic drivers**  
**Alimentatori elettronici in corrente continua**



Article Articolo	Dimensions - Dimensioni					Weight Peso	
	L	L1	W	W1	H		
<b>LCV 30W 24V</b>	153	145	41,5	32	32	gr. 125 - 4,4 oz.	52
<b>LCV 60W 24V</b>	180	170	52	42	30	gr. 320 - 10,3 oz.	60
<b>LCV 75W 24V</b>	180	170	52	42	30	gr. 320 - 10,3 oz.	60
<b>LCV 90W 24V</b>	300	290	40	29	30	gr. 375 - 13,3 oz.	50
<b>LCV 120W 24V</b>	300	290	40	29	30	gr. 390 - 13,8 oz.	50
<b>LCV 180W 24V</b>	345	334	50	38	35	gr. 665 - 23,5 oz.	62

**Wiring diagram - Schema di collegamento**


(max. LED distance: 1 mt / 3 ft - Distanza max. LED: 1 mt / 3 ft).



LCV 30W 24V - LCV 90W 24V - LCV 120W 24V



LCV 60W 24V - LCV 75W 24V



LCV 180W 24V

## 5.2.1

Constant voltage drivers - Linear case - Not dimmable  
 Alimentatori a tensione costante - Formato lineare - Non regolabili