

Direct current electronic drivers Alimentatori elettronici in corrente continua

constant
VOLTAGE



**RIPPLE
FREE**



5.2.1

Constant voltage drivers - Linear case - Switchable
Alimentatori a tensione costante - Formato lineare - Non regolabili

Rated Voltage
Tensione Nominale
220 ÷ 240 V

Frequency
Frequenza
50/60 Hz

AC Operation range
Tensione di utilizzo AC
198 ÷ 264 V

Power
Potenza
0 ÷ 180 W

Output current ripple
≤ 3% ⁽¹⁾

Standards compliance
EN 55015
EN 61000-3-2
EN 61000-3-3
EN 61347-1
EN 61347-2-13
EN 61547

Max. pcs for CB B16A
(see page info17)
30W: 24 pcs
60W: 12 pcs
75W: 12 pcs
90W: 12 pcs
120W: 12 pcs
180W: 2 pcs

In rush current
30W: 19A 270μsec
60W: 29A 330μsec
75W: 29A 330μsec
90W: 28A 270μsec
120W: 29A 310μsec
180W: 57A 540μsec

THD @full load
30W: 10%
60W: 10%
75W: 10%
90W: 20%
120W: 20%
180W: 20%

Article Articolo	Code Codice	P out W	V out DC	I out DC	ta °C	tc °C	λ max. Power Factor	η max. Efficiency ⁽¹⁾
LCV 30W 24V ⁽²⁾	127820	30	24 cost.	1,25 A max.	-15...+45	80	0,95	> 85
LCV 60W 24V ⁽²⁾	127821	60	24 cost.	2,5 A max.	-20...+50	85	0,95	> 88
LCV 75W 24V ⁽²⁾	127822	75	24 cost.	3,125 A max.	-15...+45	85	0,95	> 90
LCV 90W 24V	127823	90	24 cost.	3,75 A max.	-20...+45	80	0,95	> 88
LCV 120W 24V ⁽²⁾	127824	120	24 cost.	5 A max.	-20...+45	90	0,95	> 88
LCV 180W 24V	127825	180	24 cost.	7,5 A max.	-20...+50	95	0,95	> 92

⁽¹⁾ Referred to $V_m = 230$ V, 100% load - Riferito a $V_m = 230$ V, carico 100%

Accessories not supplied - Accessori non a corredo

Article - Articolo	Code - Codice
dimmer SED 4.5A R57 (7.)	120300



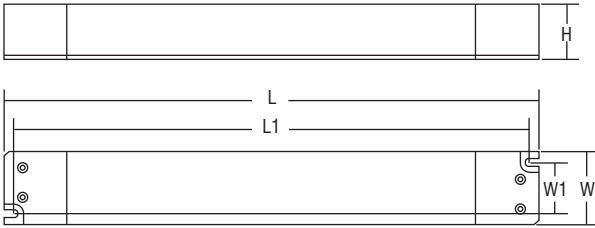
Features

- IP20 independent driver, for indoor use.
- Class II protection against electric shock for direct or indirect contact.
- Input and output terminal blocks on opposite sides.
- Single terminal at the primary and secondary circuit (wire cross-section up to 2,5 mm² / AWG13).
- Clamping screws on primary and secondary circuits for cables.
- Driver can be secured with slot for screws.
- No load power consumption: 0,5W.
- Protections:
 - against overheating and short circuits;
 - against mains voltage spikes;
 - against overloads;
 - protection fuse at input.

Caratteristiche

- Alimentatore indipendente IP20, per uso interno.
- Protetto in classe II contro le scosse elettriche per contatti diretti e indiretti.
- Morsetti di entrata e uscita contrapposti.
- Singolo morsetto su primario e secondario (sezione cavo fino a 2,5 mm² / AWG13).
- Serracavo su primario e secondario per cavi.
- Fissaggio dell'alimentatore tramite asole per viti.
- Consumo senza carico: 0,5W.
- Protezioni:
 - termica e cortocircuito;
 - contro le extra-tensioni di rete;
 - contro i sovraccarichi;
 - fusibile di protezione all'ingresso.


Direct current electronic drivers
Alimentatori elettronici in corrente continua




Article Articolo	Dimensions - Dimensioni					Weight Peso	
	L	L1	W	W1	H		
LCV 30W 24V	153	145	41,5	32	32	gr. 125 - 4,4 oz.	52
LCV 60W 24V	180	170	52	42	30	gr. 320 - 10,3 oz.	60
LCV 75W 24V	180	170	52	42	30	gr. 320 - 10,3 oz.	60
LCV 90W 24V	300	290	40	29	30	gr. 375 - 13,3 oz.	50
LCV 120W 24V	300	290	40	29	30	gr. 390 - 13,8 oz.	50
LCV 180W 24V	345	334	50	38	35	gr. 665 - 23,5 oz.	62

Wiring diagram - Schema di collegamento


(max. LED distance: 1 mt / 3 ft - Distanza max. LED: 1 mt / 3 ft).



LCV 30W 24V - LCV 90W 24V - LCV 120W 24V



LCV 60W 24V - LCV 75W 24V



LCV 180W 24V

5.2.1

Constant voltage drivers - Linear case - Switchable
 Alimentatori a tensione costante - Formato lineare - Non regolabili