

INGRESSO

- Nominale AC: 220/240 Vac $-10/+10\%$ 50/60Hz.
- Range DC: 176/275 Vdc per applicazioni d'emergenza secondo EN 50171/EN 50172. I_{max}=0.18A
- Morsettiera 1 x 0.2... 1.5 mm².
- Serracavo per cavi D = 1.5...10mm
- Corrente massima: 0.15 A.
- Fattore di potenza λ: 0.95 @ P_{out} >6W
- Armoniche corrente assorbita: secondo EN 61000-3-2.
- Inrush current: 5A 50uS.

USCITA

- Isolamento SELV.
- Morsettiera 1 x 0.2... 1.5 mm².
- Selezione corrente e tensione di uscita tramite DIP switch (vedi tabella).
- Potenza massima e precisione di corrente
11,5W @ 250mA ± 7% (10...49V)
13W @ 280mA ± 6% (10...49V)
14,5W @ 310mA ± 6% (10...49V)
15,5W @ 340mA ± 6% (10...48V)
16,7W @ 370mA ± 5% (10...48V)
18W @ 400mA ± 5% (10...47V)
19,2W @ 430mA ± 5% (10...47V)
20,5W @ 460mA ± 5% (10...47V)
21,5W @ 490mA ± 5% (10...46V)
22,8W @ 520mA ± 5% (10...46V)
23,7W @ 550mA ± 5% (10...45V)
24,5W @ 580mA ± 5% (10...44V)
25,75W @ 610mA ± 5% (10...44V)
26W @ 640mA ± 5% (10...41V)
26W @ 670mA ± 5% (10...39V)
26W @ 700mA ± 5% (10...37V)
- Tensione in uscita massima: <59 VDC.
- Efficienza massimo carico: 88%.
- Consumo in standby : < 0.5W

REGOLAZIONE

- Regolabile con segnale DALI (EN 62386 101/102 ed. 2).
- AM DIMMING 1-100% (corrente minima 7mA).
- Pulsante collegabile su lato primario tra fase e morsetto DA (impedenza 170Kohm).
- Ripristino del livello di regolazione al ritorno dell'alimentazione (regolazione PUSH-SWITCH).
- Possibilità di abilitare BILEVEL N.

PROTEZIONI

- Protezione al corto circuito e al circuito aperto.
- Protezione al sovraccarico e di temperatura (C.5.a della EN 61347-1).
- All'ingresso, contro sovratensioni impulsive di rete (secondo EN 61547) fino a 2KV N-L , 4KV N-GND e 4KV L-GND.

INPUT

- Nominal AC: 220/240 Vac $-10/+10\%$ 50/60Hz.
- Range DC: 176/275 Vdc for emergency application according to EN 50171/EN 50172. I_{max}=0.18A
- Terminal block for up to 1 x 0.2...1.5 mm².
- Strain relief for cables with D = 1.5...10mm
- Max Input Current: 0.15A.
- Power factor λ: 0.95 @ P_{out} >6W.
- Harmonic content of mains current: according to EN 61000-3-2.
- Inrush current: 5A 50uS.

OUTPUT

- SELV insulation on output.
- Terminal block for up to 1 x 0.2...1.5 mm².
- Selection of current and voltage output through Dip switch (See table)
- Max output power and current precision
11,5W @ 250mA ± 7% (10...49V)
13W @ 280mA ± 6% (10...49V)
14,5W @ 310mA ± 6% (10...48,5V)
15,5W @ 340mA ± 6% (10...48V)
16,7W @ 370mA ± 5% (10...48V)
18W @ 400mA ± 5% (10...47V)
19,2W @ 430mA ± 5% (10...47V)
20,5W @ 460mA ± 5% (10...47V)
21,5W @ 490mA ± 5% (10...46V)
22,8W @ 520mA ± 5% (10...46V)
23,7W @ 550mA ± 5% (10...45V)
24,5W @ 580mA ± 5% (10...44V)
25,75W @ 610mA ± 5% (10...44V)
26W @ 640mA ± 5% (10...41V)
26W @ 670mA ± 5% (10...39V)
26W @ 700mA ± 5% (10...37V)
- Max. Output voltage: <59 VDC.
- Efficiency @full load: 88%.
- Standby consumption : < 0.5W

DIMMING

- Dimmable by DALI (EN 62386 101/102 ed. 2).
- AM DIMMING 1-100% (minimum current 7mA).
- Terminal block on primary side for push button; connection between phase and DA terminal block (Impedance 170Kohm).
- Dimming level memory at mains restore (for PUSH-SWITCH dimming).
- BILEVEL N function as option

PROTECTIONS

- Against short circuit and open circuit.
- Thermal and overload protection (C.5.a EN 61347-1).
- Against input overvoltages from mains (according to EN61547) up to 2KV N-L , 4KV N-GND e 4KV L-GND.

ENTE EMITTENTE: DT Compilato _____ Visto _____

FILTRO ANTIDISTURBO EMI

- Secondo EN55015.

AMBIENTE

- Temp. ambiente: -25...40 °C.
- tc = 80 °C.
- tc life 50000H = 80°C.

SICUREZZA

- Hi-pot test: 3.75 kV, 100% per 2 sec.

NORMATIVE

- EN 61347-1 ; EN 61347-2-13 ; EN 61547 ;
- EN 55015 ; EN 61000-3-2 ; EN62384
DIN VDE 0710 teil 14.
- IEC 62386-102 IEC 62386-207,DALI2
- KEMA KEUR / ENEC05.

EMI

- According to EN55015.

AMBIENT


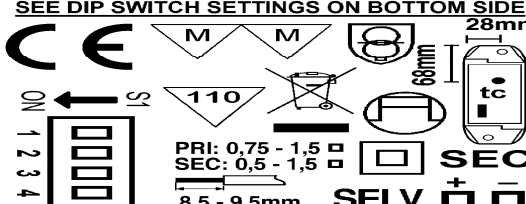
- Ambient Temp.: -25...40 °C.
- Tc = 80 °C.
- tc life 50000H = 80°C.

SAFETY

- Hi-pot test: 3.75 kV, 100% for 2 sec.

STANDARDS

- EN 61347-1 ; EN 61347-2-13 ; EN 61547 ;
- EN 55015 ; EN 61000-3-2 ; EN62384
DIN VDE 0710 teil 14.
- IEC 62386-102 IEC 62386-207,DALI2
- KEMA KEUR / ENEC05.


 www.tci.it
TCI
 MADE IN ITALY
 via Parma 14, 21047 Saronno(VA) Italy
PRO FLAT DALI cod. 127576
 PRI: AC 220-240V 50-60Hz
 λ (Pout>6W)=0,95 I_{max}=0,15A
 SEC: 250-700mA; 26W_{max}
 U_{out}=59V
 Dimming: DALI / PushSwitch
 ta= -25...40°C; tc=80°C
 176-275Vdc emerg. range, I_{max}=0,18A
 FW 188G+134A
SEE DIP SWITCH SETTINGS ON BOTTOM SIDE

 PRI: 0,75 - 1,5 □
 SEC: 0,5 - 1,5 □
 8,5 - 9,5mm SELV



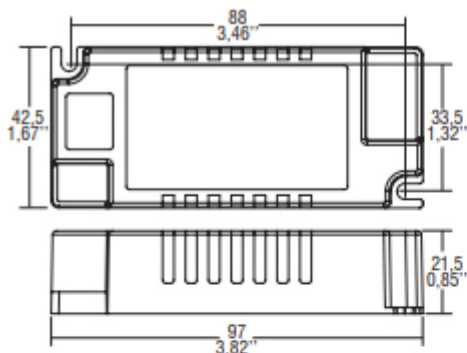
via Parma 14, 21047 Saronno(VA) Italy

PRO FLAT DALI

Pout	SEC	1	2	3	4
11,5 W	250 mA	-	-	-	-
13 W	280 mA	-	-	-	ON
14,5 W	310 mA	-	-	ON	-
15,5 W	340 mA	-	-	ON	ON
16,7 W	370 mA	-	ON	-	-
18 W	400 mA	-	ON	ON	ON
19,2 W	430 mA	-	ON	ON	-
20,5 W	460 mA	-	ON	ON	ON
21,5 W	490 mA	ON	-	-	-
22,8 W	520 mA	ON	-	-	ON
23,7 W	550 mA	ON	-	ON	-
24,5 W	580 mA	ON	-	ON	ON
25,75 W	610 mA	ON	ON	-	-
26 W	640 mA	ON	ON	-	ON
26 W	670 mA	ON	ON	ON	-
26 W	700 mA	ON	ON	ON	ON

Before use, always check S50dipswitch settings

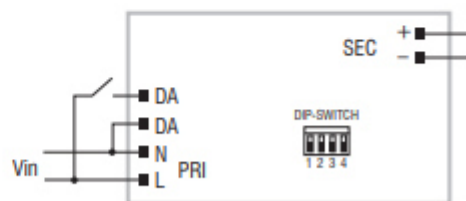
ENTE EMITTENTE: DT Compilato _____ Visto _____



Wiring diagram - Schema di collegamento (Max. LED distance on page info8 - Massima distanza LED a pagina info8)



DALI diagram
Collegamento DALI



PUSH SWITCH diagram
Collegamento PUSH SWITCH

REGOLAZIONE PUSH-SWITCH

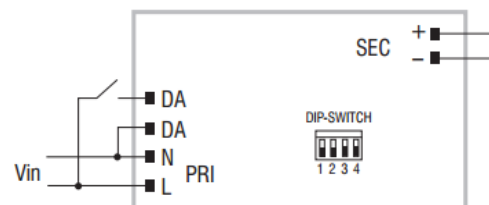
Regolazione della luminosità 0/1 - 100 % mediante la funzione PUSH SWITCH (tensione di rete):

- una pressione breve per accendere e spegnere;
- una pressione prolungata per aumentare o diminuire l'intensità luminosa;
- la regolazione si ferma automaticamente ai valori minimi e massimi;
- per un nuovo comando accensione, regolazione o spegnimento, rilasciare il pulsante e dare nuovamente il comando desiderato;
- ripristino del livello di dimming al ritorno alimentazione;
- tenendo abilitato lo SWITCH per almeno 10 secondi è possibile portare al 30% il livello di regolazione;
- tenendo abilitato lo SWITCH per almeno 60 secondi è possibile abilitare la funzione **BILEVEL N**:
 - tenere premuto per mantenere il 100%;
 - al rilascio il FADE OFF è di 30 secondi, con livello 10%
 - il tempo di PROLONG è 30 minuti, poi OFF.

PUSH-SWITCH DIMMING

Light regulation 0/1 - 100 % by means of PUSH SWITCH function:

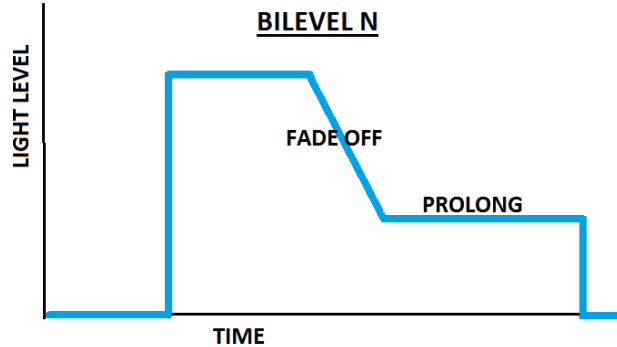
- a short push to turn on and off;
- a longer push to increase or decrease light intensity;
- regulation automatically stops at minimum and maximum value;
- for another on, regulation or off command, release the push button;
- dimming level memory at mains restore;
- keep enabled the SWITCH for at least 10 seconds to reset the dimming level to 30%;
- keep enabled the SWITCH for at least 60 seconds to enable **BILEVEL N** function:



PUSH SWITCH diagram
Collegamento PUSH SWITCH

ENTE EMITTENTE: DT Compilato _____ Visto _____

- keep pressed for 100% level;
- FADE OFF time is 30 seconds, light level 10%;
- PROLONG time is 30 minutes, then OFF.



DALI Interface – supported commands

Com-	Command Name	Implemented / Reaction
-	DIRECT ARC POWER CONTROL	yes
0	OFF	yes
1	UP	yes
2	DOWN	yes
3	STEP UP	yes
4	STEP DOWN	yes
5	RECALL MAX LEVEL	yes
6	RECALL MIN LEVEL	yes
7	STEP DOWN AND OFF	yes
8	ON AND STEP UP	yes
9	ENABLE DAPC SEQUENCE	yes
10	GO TO LAST ACTIVE LEVEL	yes
16 – 31	GOTO SCENE	yes
32	RESET	yes
33	STORE ACTUAL LEVEL IN THE DTR	yes
34	SAVE PERSISTENT VARIABLES	yes
35	SET OPERATING MODE	yes
36	RESET MEMORY BANK	yes
37	IDENTIFY DEVICE	yes
42	STORE THE DTR AS MAX LEVEL	yes
43	STORE THE DTR AS MIN LEVEL	yes
44	STORE THE DTR AS SYSTEM FAILURE LEVEL	yes
45	STORE THE DTR AS POWER ON LEVEL	yes
46	STORE THE DTR AS FADE TIME	yes
47	STORE THE DTR AS FADE RATE	yes
48	SET EXTENDED FADE TIME	yes
64 – 79	STORE THE DTR AS SCENE	yes

ENTE EMITTENTE: _____ Compilato: _____ Visto: _____

Com-	Command Name	Implemented / Reaction
80 – 95	REMOVE FROM SCENE	yes
96 – 111	ADD TO GROUP	yes
112 – 127	REMOVE FROM GROUP	yes
128	STORE DTR AS SHORT ADDRESS	yes
129	ENABLE WRITE MEMORY	yes
144	QUERY STATUS	yes
145	QUERY CONTROL GEAR	yes
146	QUERY LAMP FAILURE	yes
147	QUERY LAMP POWER ON	yes
148	QUERY LIMIT ERROR	yes
149	QUERY RESET state	yes
150	QUERY MISSING SHORT ADDRESS	yes
151	QUERY VERSION NUMBER	yes
152	QUERY CONTENT DTR	yes
153	QUERY DEVICE TYPE	yes
154	QUERY PHYSICAL MINIMUM LEVEL	yes
155	QUERY POWER FAILURE	yes
156	QUERY CONTENT DTR1	yes
157	QUERY CONTENT DTR2	yes
158	QUERY OPERATING MODE	yes
159	QUERY LIGHT SOURCE TYPE	yes
160	QUERY ACTUAL LEVEL	yes
161	QUERY MAX LEVEL	yes
162	QUERY MIN LEVEL	yes
163	QUERY POWER ON LEVEL	yes
164	QUERY SYSTEM FAILURE LEVEL	yes
165	QUERY FADE TIME/FADE RATE	yes
166	QUERY MANUFACTURER SPECIFIC MODE	yes
167	QUERY NEXT DEVICE TYPE	yes
168	QUERY EXTENDED FADE TIME	yes
170	QUERY CONTROL GEAR FAILURE	yes
176 – 191	QUERY SCENE LEVEL (SCENES 0-15)	yes
192	QUERY GROUPS 0-7	yes
193	QUERY GROUPS 8-15	yes
194	QUERY RANDOM ADDRESS (H)	yes
195	QUERY RANDOM ADDRESS (M)	yes
196	QUERY RANDOM ADDRESS (L)	yes
197	READ MEMORY LOCATION	yes
224	REFERENCE SYSTEM POWER	No
225	ENABLE CURRENT PROTECTOR	No

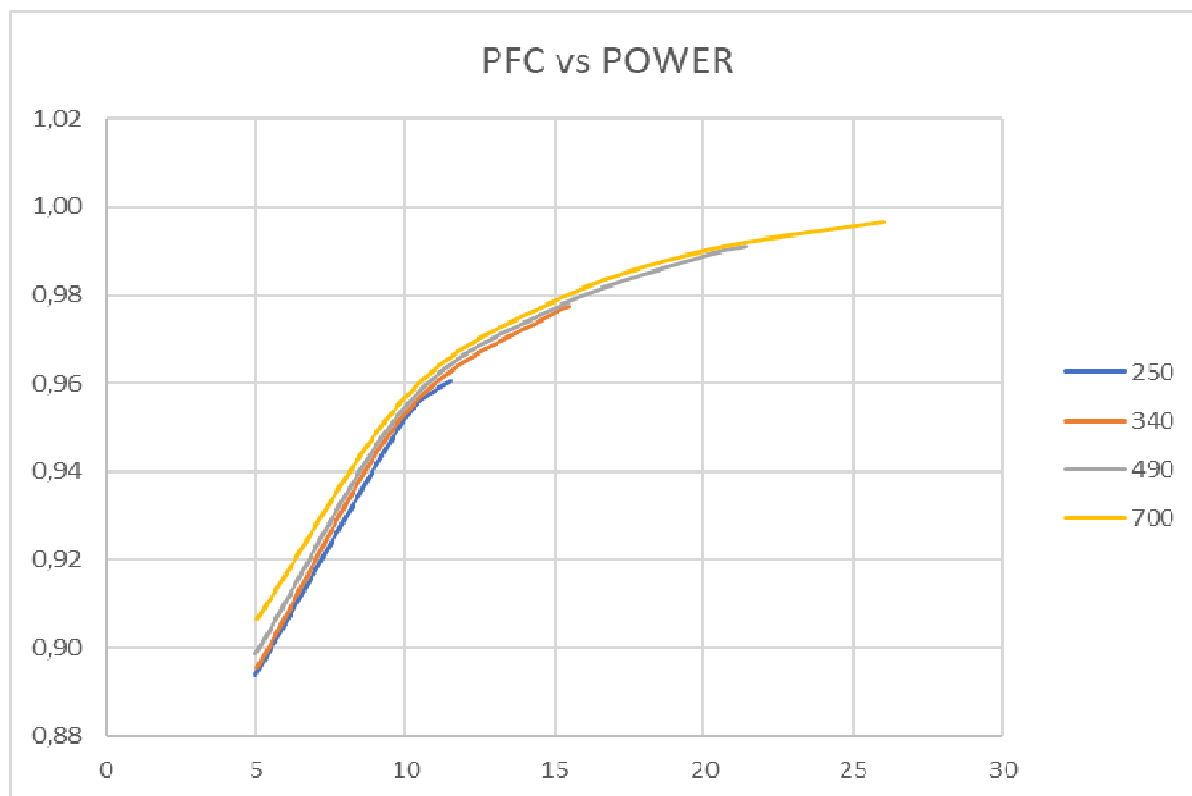
ENTE EMITTENTE: _____ Compilato: _____ Visto: _____

Com-	Command Name	Implemented / Reaction
226	DISABLE CURRENT PROTECTOR	No
227	SELECT DIMMING CURVE	yes
228	STORE DTR AS FAST FADE TIME	yes
229	---	NA
230	---	NA
231	---	NA
232	---	NA
233	---	NA
234	---	NA
235	---	NA
236	---	NA
237	QUERY GEAR TYPE	yes
238	QUERY DIMMING CURVE	yes
239	QUERY POSSIBLE OPERATING MODES	yes
240	QUERY FEATURES	yes
241	QUERY FAILURE STATUS	yes
242	QUERY SHORT CIRCUIT	yes
243	QUERY OPEN CIRCUIT	yes
244	QUERY LOAD DECREASE	no
245	QUERY LOAD INCREASE	no
246	QUERY CURRENT PROTECTOR ACTIVE	no
247	QUERY THERMAL SHUT DOWN	yes
248	QUERY THERMAL OVERLOAD	yes
249	QUERY REFERENCE RUNNING	no
250	QUERY REFERENCE MEASUREMENT FAILED	no
251	QUERY CURRENT PROTECTOR ENABLED	no
252	QUERY OPERATING MODE	yes
253	QUERY FAST FADE TIME	yes
254	QUERY MIN FAST FADE TIME	yes
255	QUERY EXTENDED VERSION NUMBER	yes
256	TERMINATE	yes
257	DATA TRANSFER REGISTER (DTR)	yes
258	INITIALISE	yes
259	RANDOMISE	yes
260	COMPARE	yes
261	WITHDRAW	yes
262	PING	yes
264	SEARCHADDRH	yes
265	SEARCHADDRM	yes
266	SEARCHADDRL	yes

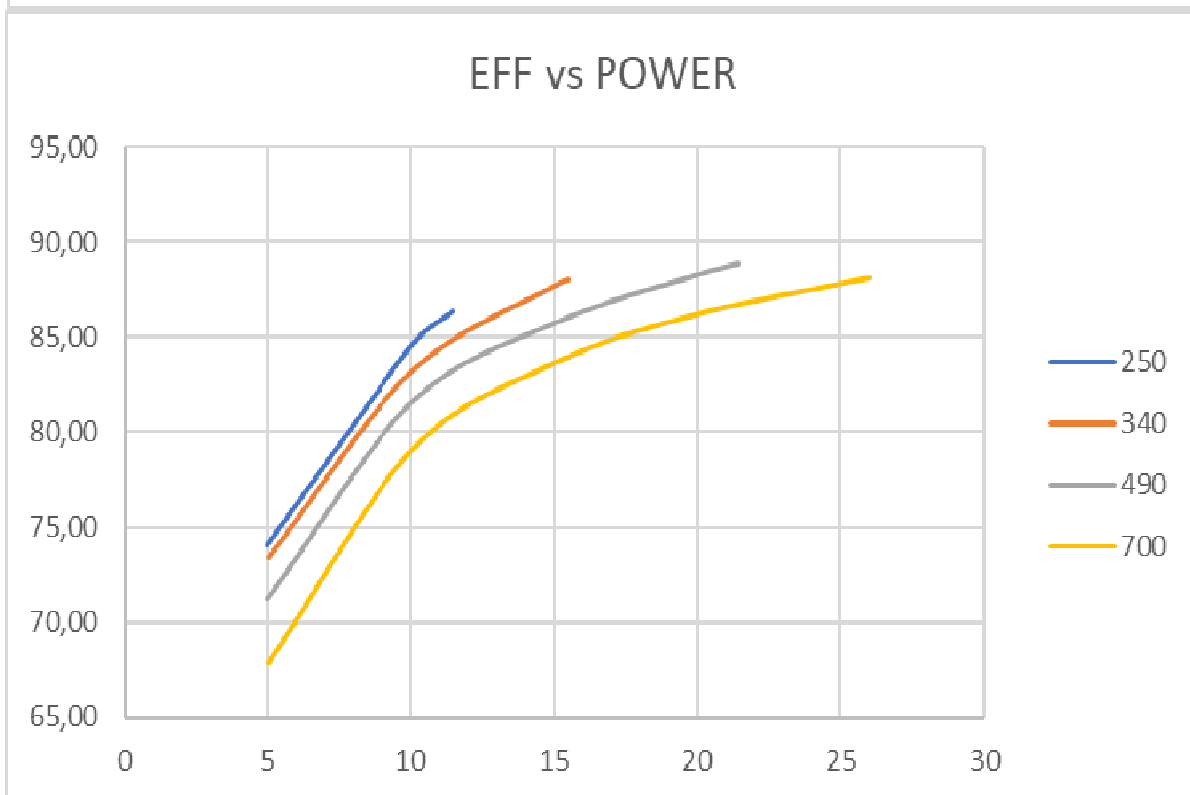
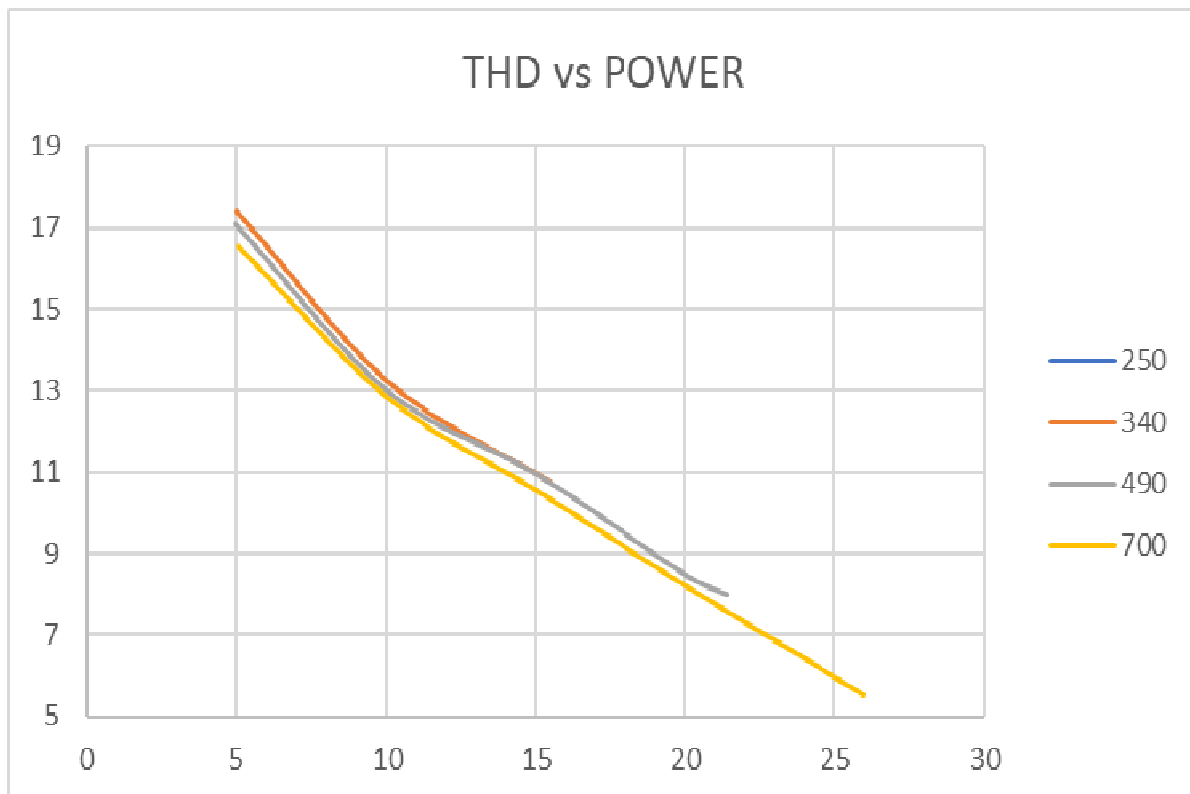
ENTE EMITTENTE: _____ Compilato: _____ Visto: _____

Com-	Command Name	Implemented / Reaction
267	PROGRAM SHORT ADDRESS	yes
268	VERIFY SHORT ADDRESS	yes
269	QUERY SHORT ADDRESS	yes
270	PHYSICAL SELECTION	Not implemented
272	ENABLE DEVICE TYPE 6	yes
273	DATA TRANSFER REGISTER 1(DTR1)	yes
274	DATA TRANSFER REGISTER 2(DTR2)	yes
275	WRITE MEMORY LOCATION	yes
276	WRITE MEMORY LOCATION NO REPLY	yes

*PS In assenza del segnale DALI l'alimentatore eroga la massima potenza.
 The power supplier is at maximum power with DALI signal missing*



ENTE EMITTENTE: _____ Compilato: _____ Visto: _____



ENTE EMITTENTE: _____ Compilato: _____ Visto: _____