

# MAXI JOLLY SLIM DALI TW NFC - 2 CHANNELS

Direct current dimmable electronic drivers with 2 CHANNELS  
Alimentatori elettronici regolabili in corrente continua con 2 CANALI

Made in Europe



DIM-TO-WARM



Article Articolo	Code Codice	P out <sup>(3)</sup> W	V out DC	I out DC	Default I out DC	U out V	ta °C	tc °C	λ max. Power Factor	η max. Efficiency <sup>(1)</sup>
DC MAXI JOLLY SLIM NFC DALI TW 50 <sup>(4)(7)</sup>	145119	5...50	12...50	100...1200 mA cost.	350 mA	60	-25...+45 <sup>(2)</sup>	75	0,98 Pout ≥ 30 W	> 88 %
DC MAXI JOLLY SLIM NFC DALI TW 100 <sup>(5)(6)(8)</sup>	145117	4...100	45...230	100...800 mA cost.	350 mA	250	-25...+50 <sup>(2)</sup>	88	0,98 Pout ≥ 50 W	> 90 %

<sup>(1)</sup> Referred to  $V_m = 230$  V, 100% load  
Riferito a  $V_m = 230$  V, carico 100%

<sup>(2)</sup> For independent use: -20...+40°C

<sup>(3)</sup> Current and power are divided into 2 channels according to the chosen CCT and module specifications.  
Total maximum power of the 2 channels can't exceed given Poutmax.

La corrente e la potenza sono divise nei 2 canali in proporzione al CCT scelto e alle specifiche del modulo.  
La potenza massima totale dei 2 canali non può eccedere la Poutmax.

## Features

- Multipower driver with 2 channels to control colour temperature of TW LED modules.
- DALI type 8 compatible. One DALI address for the 2 output channels to control colour temperature.
- Driver for built-in use.
- It can be used for lighting equipment in protection class I (100W).
- It can be used for lighting equipment in protection class I and II (50W).
- Active Power Factor Corrector.
- Current regulation  $\pm 5$  % including temperature variations.
- Input and output terminal blocks on opposite side (wire cross-section up to 1,5 mm<sup>2</sup> / AWG15).
- Protections:
  - against overheating and short circuits;
  - against mains voltage spikes;
  - against overloads.
- Thermal protection = C.5.e.

## Caratteristiche

- Alimentatore multipotenza con 2 canali per controllare la temperatura colore dei moduli LED TW.
- Compatibile con DALI type 8. Un indirizzo DALI per 2 canali di uscita per controllare la temperatura colore.
- Alimentatore da incorporare.
- Utilizzabile per apparecchi di illuminazione in classe di protezione I (100W).
- Utilizzabile per apparecchi di illuminazione in classe di protezione I e II (50W).
- PFC attivo.
- Corrente regolata  $\pm 5$  % include variazioni di temperatura.
- Morsetti di entrata e uscita su lati opposti (sezione cavo fino a 1,5 mm<sup>2</sup> / AWG15).
- Protezioni:
  - termica e cortocircuito;
  - contro le extra-tensioni di rete;
  - contro i sovraccarichi.
- Protezione termica = C.5.e.

Rated Voltage  
Tensione Nominale  
220 ÷ 240 V

Frequency  
Frequenza  
50-60 Hz

AC Operation range  
Tensione di utilizzo AC  
198 ÷ 264 V

DC Operation range  
Tensione di utilizzo DC  
(see page info15)  
DC 176 ÷ 275 V

Power - Potenza  
5 ÷ 100 W

iTHD  
≤ 10%<sup>(1)</sup>

Stand by power  
≤ 0,5 W

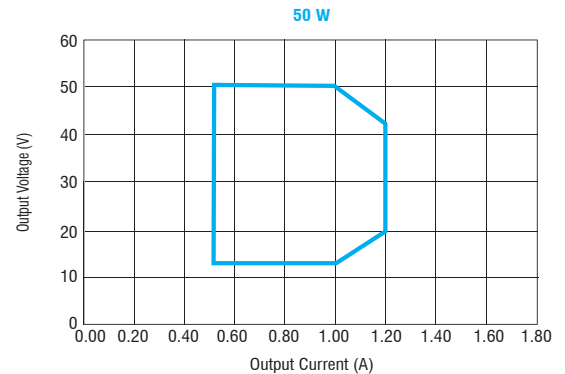
Output current ripple  
≤ 1%<sup>(1)</sup>

Standards compliance  
EN 55015  
EN 61000-3-2  
EN 61000-3-3  
EN 61347-1  
EN 61347-2-13  
EN 61547  
EN 62384  
EN 62386-101  
EN 62386-102  
EN 62386-207  
EN 62386-209  
EN 62386-251<sup>(5)</sup>  
EN 62386-252<sup>(5)</sup>  
EN 62386-253<sup>(5)</sup>

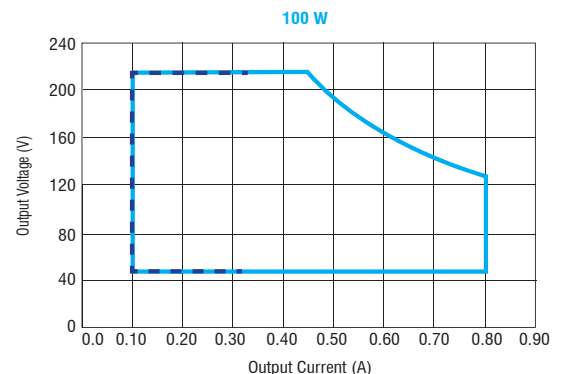
Max. pcs for CB B16A  
(see page info17)  
50W: 39 pcs  
100W: 21 pcs

In rush current  
50W: 26A 152μsec  
100W: 34A 189μsec

<sup>(6)</sup> Light output level in DC operation: Programmable 1-100% (factory default = 15% EOfI=0.13)  
Livello di emissione luminosa in funzionamento DC: Programmabile 1-100% (impostazione di fabbrica = 15% EOfI=0.13)



- 1) From 500 mA to 1200 mA, full dimming range (2 % - 100 %) and wide CCT dynamic range available in the whole area. Each single channel can dim down to 0.1 % level.
- 2) From 100 mA to 500 mA, the absolute minimum dimming level is limited to 10 mA of total current. Dimming / CCT control possible all the way down to that current (dimming range 10 % - 100 % at 100 mA), but the dynamic range may be limited. Each single channel can dim down to 0.5 mA level.



## TW mode

- 1) From 350 mA to 800 mA, full dimming range (0.5 % - 100 %) and wide CCT dynamic range available in the whole area. Each single channel can dim down to 0.5 % level.
- 2) From 100 mA to 350 mA, the absolute minimum dimming level is limited to 3.5 mA of total current. Dimming / CCT control possible all the way down to that current (dimming range 3.5 % - 100 % at 100 mA), but the dynamic range may be limited. Each single channel can dim down to 0.5 mA level.

## Dual control mode

- 1) At least 1 - 100 % dimming range provided on whole operation window. Each channel can go down to 1 % dimming at 350 - 800 mA.
- 2) Each of the channel can operate independently on the operating window shown. The maximum total current of both channels is 1000 mA and the total maximum power is 100 W.

# MAXI JOLLY SLIM DALI TW NFC - 2 CHANNELS

**Direct current dimmable electronic drivers with 2 CHANNELS**  
**Alimentatori elettronici regolabili in corrente continua con 2 CANALI**


Made in Europe



**BUILT-IN**

**SCREW FIXING**

Weight - Peso 50W: gr. 263 / 9,2 oz. - 100W: gr. 302 / 10,6 oz.  
 Pcs - Pezzi -



**Wiring diagram - Schema di collegamento** (Max. LED distance: 5 m - Massima distanza LED: 5 m)

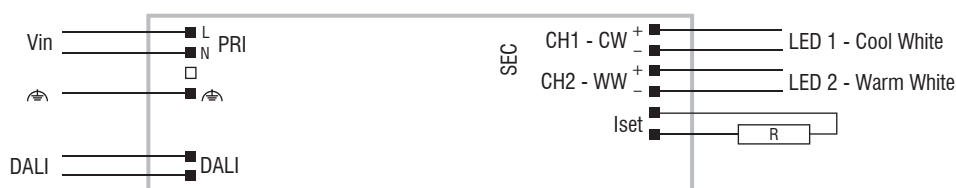


Diagram for 50 W - Collegamento per 50 W



Diagram for 100 W - Collegamento per 100 W

Iset (kOhm)	OPEN CIRCUIT	4,32	4,53	4,75	4,99	5,23	5,6	5,9	6,2	6,65	7,15	7,68	8,25	9,09	10
Iout (mA)	1200	1150	1100	1050	1000	950	900	850	800	750	700	650	600	550	500

Iset (kOhm)	11	12,4	14,3	16,5	20	24,9	33,2	50	SHORT CIRCUIT
Iout (mA)	450	400	350	300	250	200	150	100	350

Iout ± 5%

Article - Articolo	Code - Codice
NFC-A PROGRAMMING TOOL FEIG ISC_PRR101	127095A
NFC-B PROGRAMMING TOOL FEIG CPR30-USB	127101
LINK TO DOWNLOAD PROGRAMMING SOFTWARE LINK PER SCARICARE SOFTWARE DI PROGRAMMAZIONE <a href="http://www.tci.it/TCI_tools/HTW_PROGRAMMING_TOOL.zip">www.tci.it/TCI_tools/HTW_PROGRAMMING_TOOL.zip</a>	

## Operation Mode

- **WIRELESS PROGRAMMING** through **NFC** antenna.
  - Features DALI type 6 - type 8 - TW dimming (0/2 - 100 %):
    - memory function for sets or light groups;
    - recall of stored functions.
  - Designed to work with DALI-2 systems.
  - **Dimming method is AMPLITUDE.**
  - CLO (Constant Light Output) programmable by PROGRAMMING TOOL.
- For additional details for regulations see pages info12-14.

## Modalità di funzionamento

- La **PROGRAMMAZIONE WIRELESS** avviene attraverso l'antenna **NFC**.
  - Caratteristiche della regolazione DALI type 6 - type 8 - TW (0/2 - 100 %):
    - funzione di memoria per scenari o gruppi luminosi;
    - richiamo di funzioni memorizzate.
  - Progettato per funzionare con sistemi DALI-2.
  - **La dimmerazione è in ampiezza.**
  - CLO (Constant Light Output) programmabile tramite PROGRAMMING TOOL.
- Per ulteriori dettagli sulle regolazioni vedi pagine info12-14.

**3.2.3**

Dimmable multipower 2 CHANNELS drivers - Linear case - DALI  
Alimentatori multipotenza regolabili con 2 CANALI - Formato lineare - DALI