

Direct current dimmable electronic drivers
Alimentatori elettronici regolabili in corrente continua

Made in Europe 



4.3

Street lighting and high power drivers - Full programmable
Alimentatori per illuminazione stradale e alta potenza - Full programmable

Rated Voltage
Tensione Nominale
220 ÷ 240 V

Frequency
Frequenza
50-60 Hz

AC Operation range
Tensione di utilizzo AC
170 ÷ 264 V

Power - Potenza
5 ÷ 165 W

iTHD
≤ 10%⁽¹⁾

Output current ripple
≤ 6%⁽¹⁾

Standards compliance
EN 55015
EN 61000-3-2
EN 61000-3-3
EN 61347-1
EN 61347-2-13
EN 61547

Max. pcs for CB B16A
(see page info17)
20W: 36 pcs
40W: 28 pcs
75W: 12 pcs
110W: 11 pcs
165W: 8 pcs

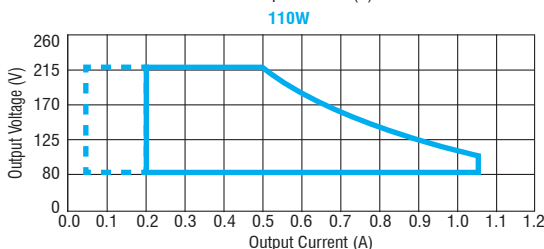
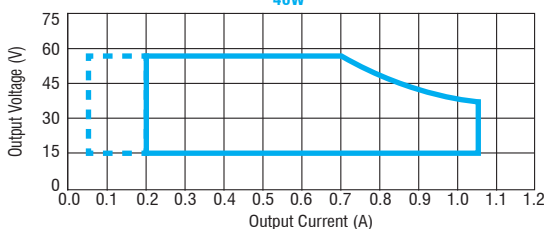
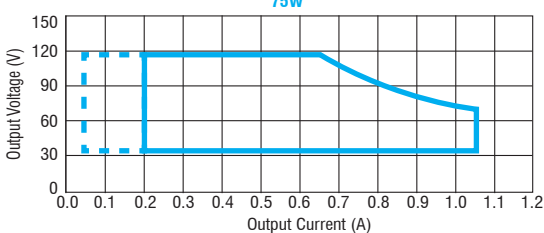
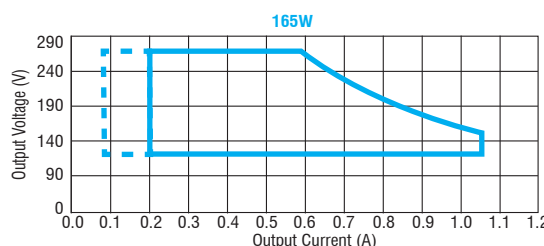
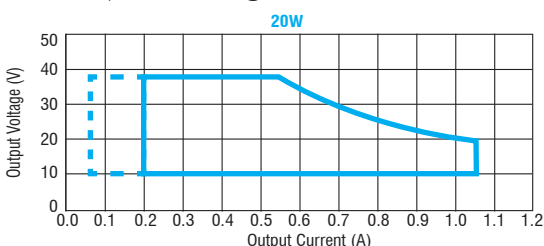
In rush current
20W: 25A 150μsec
40W: 26A 180μsec
75W: 54A
110W: 65A
165W: 80A

Article Articolo	Code Codice	P out W	V out DC	I out DC	Default I out DC	U out V	ta °C	tc °C	λ max. Power Factor	max. Efficiency ⁽¹⁾
MILANO ^{inLED} 20W/200-1050 1PN ⁽²⁾	145000	2...20	10...38	70...1050 mA cost.	700 mA	60	-40...+60	75	0,95 / 0,9 C	> 87 %
MILANO ^{inLED} 40W/200-1050 1PN ⁽²⁾	145001	3...40	15...56	70...1050 mA cost.	700 mA	60	-40...+60	80	0,95 / 0,9 C	> 90 %
MILANO ^{inLED} 75W/200-1050 1PN ⁽³⁾	145002	7...75	35...115	70...1050 mA cost.	700 mA	120	-40...+55	85	0,98 / 0,97	> 93 %
MILANO ^{inLED} 110W/200-1050 1PN	145003	16...110	80...220	200...1050 mA cost.	700 mA	250	-40...+55	85	0,98 / 0,97	> 93 %
MILANO ^{inLED} 165W/200-1050 1PN ⁽⁵⁾	145004	26...165	130...260	70...1050 mA cost.	700 mA	300	-40...+55	90 ⁽⁴⁾	0,98	> 93 %

⁽¹⁾ Referred to $V_{in} = 230 V$, 100% load - Riferito a $V_{in} = 230 V$, carico 100%

⁽⁵⁾ Without NTC input - Senza ingresso NTC

⁽⁴⁾ $T_c = 85^\circ C$, $T_a = -40...+50$ @ $I_{out} = 800...1050$



— Programmed Range - - - - - Operating Window

Features

- Ultra high input spikes protection up to 10kV.
- Multipower driver for multiple selections of the output current.
- Driver for built-in use.
- It can be used for lighting equipment in protection class I and II.
- Active Power Factor Corrector.
- Analogical input for thermal sensor connection.
- Current regulation ±3% including temperature variations.
- Input and output terminal blocks on same side (wire cross-section 0,2...1,5 mm²).
- Protections:
 - against overheating and short circuits;
 - against mains voltage spikes;
 - against overloads.
- Thermal protection = C.5.a.

Caratteristiche

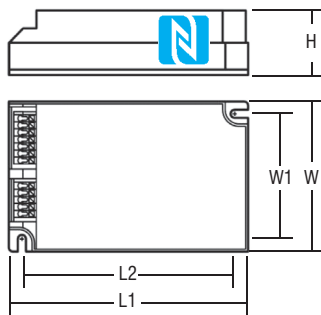
- Elevata protezione contro spike di rete fino a 10kV.
- Alimentatore multipotenza con selezione multipla della corrente in uscita.
- Alimentatore da incorporare.
- Utilizzabile per apparecchi di illuminazione in classe di protezione I e II.
- PFC attivo.
- Entrata analogica per sensore termico.
- Corrente regolata ±3% incluse variazioni di temperatura.
- Morsetti di entrata e uscita sullo stesso lato (sezione cavo fino a 0,2...1,5 mm²).
- Protezioni:
 - termica e cortocircuito;
 - contro le extra-tensioni di rete;
 - contro i sovraccarichi.
- Protezione termica = C.5.a.

Direct current dimmable electronic drivers
Alimentatori elettronici regolabili in corrente continua

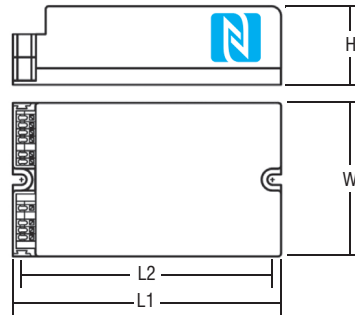
Made in Europe



20W / 40W

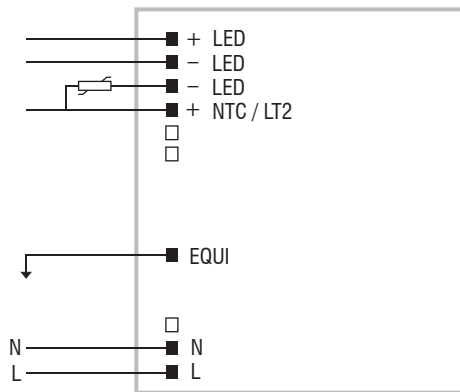


75W / 110W / 165W

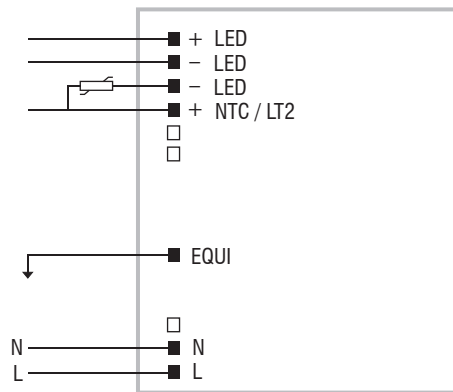


Article Articolo	Dimensions - Dimensioni					Weight - Peso
	L1	L2	W	W1	H	
20W / 40W	123	111	79	67	33	gr. 213 / 7,5 oz.
75W	133	122,5	77	-	40	gr. 290 / 10,3 oz.
110W / 165W	150	134	90	-	40	gr. 770 / 27,2 oz.

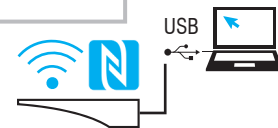
Wiring diagrams - Schemi di collegamento (Max. LED distance: 2m - Massima distanza LED: 2m)



MIDNIGHT diagram
Collegamento MIDNIGHT



WIRELESS PROGRAMMING diagram
Collegamento per PROGRAMMAZIONE WIRELESS



Article - Articolo	Code - Codice
NFC-A PROGRAMMING TOOL FEIG ISC.PRH101	127095A
NFC-B PROGRAMMING TOOL FEIG CPR30-USB	127101
LINK TO DOWNLOAD PROGRAMMING SOFTWARE LINK PER SCARICARE SOFTWARE DI PROGRAMMAZIONE www.tci.it/TCL_tools/Tuner4TRONIC_v3.13.0.0-TCL.zip	

Operation Mode

- 1PN devices allow the user to set different parameters.
- **WIRELESS PROGRAMMING** through **NFC** antenna.
- The main available features are:
 - **MIDNIGHT**: automatic dimming according to programmed parameters;
 - **REDUCTION**: according to programmed parameters;
 - **CLO**: Constant Light Output;
 - **CURRENT**: output current according to programmed parameters;
 - **NTC**: thermal protection and external NTC according to programmed parameters.
- Light regulation 10 - 100 %.
- Dimming method is linear.

For additional details for regulations see pages info12-14.

Modalità di funzionamento

- I dispositivi **1PN** permettono all'utente di impostare diversi parametri.
- La **PROGRAMMAZIONE WIRELESS** avviene attraverso l'antenna **NFC**.
- Le principali caratteristiche disponibili sono:
 - **MIDNIGHT**: regolazione automatica secondo i parametri programmati;
 - **RIDUZIONE**: secondo i parametri programmati;
 - **CLO**: Constant Light Output;
 - **CORRENTE**: corrente di uscita secondo i parametri programmati;
 - **NTC**: protezione termica e NTC esterna secondo i parametri programmati.
- Regolazione della luminosità 10 - 100 %.
- La dimmerazione è di tipo lineare.

Per ulteriori dettagli sulle regolazioni vedi pagine info12-14.

The data shown are preliminary and may change - I dati riportati sono preliminari e potrebbero subire variazioni