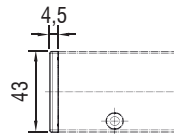
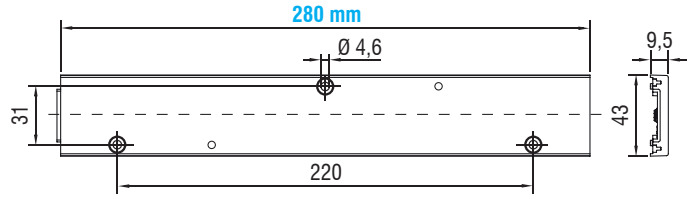


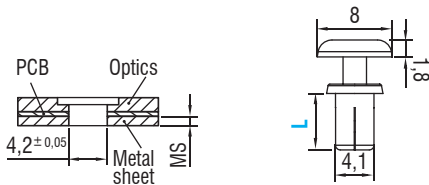


(Weight/Peso 1,76 oz. / gr. 50)



Article - Articolo	Code - Codice
Caps for lens Linea Boxed	468780222

(Weight/Peso 0,03 oz. / gr. 0,9)



Article Articolo	Code Codice	For luminaire sheet thickness* (MS) mm	Length - Lunghezza L mm
Fixing Clip	468780223	0.5-1.3	9
	468780224	1.4-2.2	10

* For PCB thickness: 1,5 mm

5

LENSES & REFLECTORS

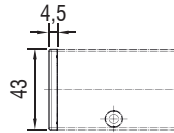
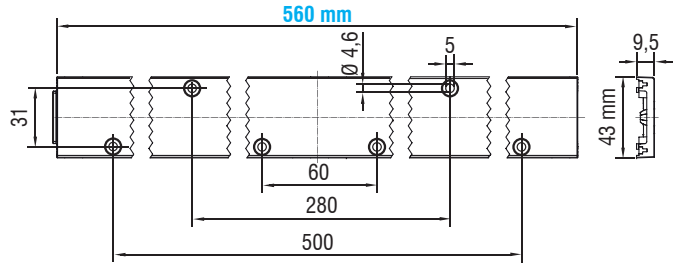


Article Articolo	LINEA BOXED 30 LED - 280 mm			
Description Descrizione	STANDARD	DIFFUSE	EXTRA WIDE 90°	WIDE 60°
Code Codice	468780209	468780211	468780212	468780213
Polar distribution Distribuzione polare				

Article Articolo	LINEA BOXED 30 LED - 280 mm			
Description Descrizione	NARROW 30°	RETAIL SYM	RETAIL ASYM	HIGH RACK
Code Codice	468780214	468780215	468780216	468780217
Polar distribution Distribuzione polare				

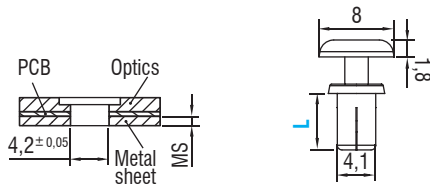


(Weight/Peso 3,35 oz. / gr. 95)



Article - Articolo	Code - Codice
Caps for lens Linea Boxed	468780222

(Weight/Peso 0,03 oz. / gr. 0,9)



Article Articolo	Code Codice	For luminaire sheet thickness* (MS) mm	Length - Lunghezza L mm
Fixing Clip	468780223	0.5-1.3	9
	468780224	1.4-2.2	10

* For PCB thickness: 1,5 mm



Article Articolo	LINEA BOXED 60 LED - 560 mm	
Description Descrizione	STANDARD	RETAIL SYM
Code Codice	468780218	468780219
Polar distribution Distribuzione polare		

Technical notes for Optics

- Uniform light distribution
- Highly efficient up to 95%
- Ideal for residential, office, retail and industrial lighting
- Material: PMMA
- Dimensions (LxWxH): 280 or 560 x43x9,5 mm
- For modules LM280/40E30 - LM560/40E60
- Max allowed temperature: 80°C
- Fixation with flat or cylinder head screws or with fixing clip.
Tightening torque: 1,2 Nm
- Packaging unit 280 mm / 560 mm: 192 / 96 pcs
- Packaging end cap 500 pcs
- Packaging fixing clip 1000 pcs

Note tecniche per le Ottiche

- Distribuzione di luce uniforme
- Altamente efficiente fino al 95%
- Ideali per illuminazione residenziale, uffici, spazi commerciali e industriali
- Materiale: PMMA
- Dimensioni (LxWxH): 280 or 560 x43x9,5 mm
- Per moduli LM280/40E30 - LM560/40E60
- Temperatura massima: 80°C
- Fissaggio tramite viti a testa piatta o cilindro o con clip di fissaggio.
Coppia di serraggio: 1,2 Nm
- Confezione 280 mm / 560 mm da 192 / 96 pezzi
- Confezione tappo di chiusura da 500 pezzi
- Confezione clip di fissaggio da 1000 pezzi



For additional technical informations see www.tci.it