

# PRO FLAT - Single Current

Direct current electronic drivers  
Alimentatori elettronici in corrente continua

Made in Italy 

1.2

Single current drivers - With PFC  
Alimentatori corrente singola - Con PFC

constant  
**CURRENT**

**RIPPLE FREE**



PRO FLAT



PRO FLAT BI



**Rated Voltage**  
Tensione Nominale  
220 ÷ 240 V

**Frequency**  
Frequenza  
50-60 Hz

**AC Operation range**  
Tensione di utilizzo AC  
198 ÷ 264 V

**DC Operation range**  
Tensione di utilizzo DC  
(see page info15)  
176 ÷ 275 V

**Power**  
Potenza  
3 ÷ 40 W

**Typical output current ripple**  
≤ 3% <sup>(1)</sup>

### Standards compliance

EN 50172 (VDE 0108)  
EN 55015  
EN 61000-3-2  
EN 61000-3-3  
EN 61347-1  
EN 61347-2-13  
EN 61547  
EN 62384  
VDE 0710-T14

**Max. pcs for CB B16A**  
(see page info17)  
50 pcs

**In rush current**  
5A 50μsec

Article Articolo	Code Codice	P out W max	V out DC	I out DC	U out V	ta °C	tc °C	λ Power Factor	η max. Efficiency <sup>(1)</sup>
<b>PRO FLAT 12/250</b>	127110	12	10...44	250 mA cost.	59	-25...+50	70	0,9 C - 0,95 Pout > 7W	> 85
<b>PRO FLAT 12/250 BI</b>	127111								
<b>PRO FLAT 13/300</b>	127112	13	10...44	300 mA cost.	59	-25...+50	75	0,9 C - 0,95 Pout > 8W	> 87
<b>PRO FLAT 13/300 BI</b>	127113								
<b>PRO FLAT 15/350</b>	127114	15	10...44	350 mA cost.	59	-25...+50	75	0,9 C - 0,95 Pout > 8W	> 87
<b>PRO FLAT 15/350 BI</b>	127115								
<b>PRO FLAT 22/500</b>	127116	22	5...44	500 mA cost.	59	-25...+45	75	0,9 C - 0,95 Pout > 8W	> 89
<b>PRO FLAT 22/500 BI</b>	127117					-25...+50			
<b>PRO FLAT 30/700</b>	127118	30	5...44	700 mA cost.	59	-25...+45	85	0,9 C - 0,95 Pout > 7W	> 90
<b>PRO FLAT 30/700 BI</b>	127119					-25...+50			
<b>PRO FLAT 36/900</b>	127120	36	5...40	900 mA cost.	59	-25...+40	85	0,9 C - 0,95 Pout > 15W	> 90
<b>PRO FLAT 36/900 BI</b>	127121					-25...+45			
<b>PRO FLAT 40/1050</b>	127122	40	5...40	1,05 A cost.	59	-25...+40	90	0,9 C - 0,95 Pout > 15W	> 90
<b>PRO FLAT 40/1050 BI</b>	127123					-25...+45			

<sup>(1)</sup> Referred to  $V_m = 230$  V, 100% load - Riferito a  $V_m = 230$  V, carico 100%

### Features

- IP20 independent driver, for indoor use (PRO FLAT).
- Class II protection against electric shock for direct or indirect contact (PRO FLAT).
- Driver for built-in use (PRO FLAT BI).
- It can be used for lighting equipment in protection class I and II (PRO FLAT BI).
- Active Power Factor Corrector.
- Current regulation  $\pm 5$  % including temperature variations.
- Input and output terminal blocks on opposite sides (wire cross-section up to 1,5 mm<sup>2</sup> / AWG15).
- Clamping screws on primary and secondary circuits for cables with diameter: min. 3 mm - max. 10 mm (PRO FLAT).
- Driver can be secured with slot for screws.
- Protections:
  - against overheating and short circuits;
  - against mains voltage spikes;
  - against overloads.
- Thermal protection = C.5.a.

### Caratteristiche

- Alimentatore indipendente IP20, per uso interno (PRO FLAT).
- Protetto in classe II contro le scosse elettriche per contatti diretti e indiretti (PRO FLAT).
- Alimentatore da incorporare (PRO FLAT BI).
- Utilizzabile per apparecchi di illuminazione in classe di protezione I e II (PRO FLAT BI).
- PFC attivo.
- Corrente regolata  $\pm 5$  % incluse variazioni di temperatura.
- Morsetti di entrata e uscita contrapposti (sezione cavo fino a 1,5 mm<sup>2</sup> / AWG15).
- Serracavo su primario e secondario per cavi di diametro: min. 3 mm - max. 10 mm (PRO FLAT).
- Fissaggio dell'alimentatore tramite asole per viti.
- Protezioni:
  - termica e cortocircuito;
  - contro le extra-tensioni di rete;
  - contro i sovraccarichi.
- Protezione termica = C.5.a.



The data shown are preliminary and may change - I dati riportati sono preliminari e potrebbero subire variazioni

# PRO FLAT - Single Current

Direct current electronic drivers  
Alimentatori elettronici in corrente continua

Made in Italy

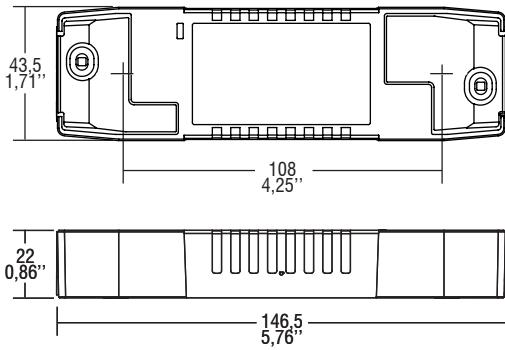


IP 20

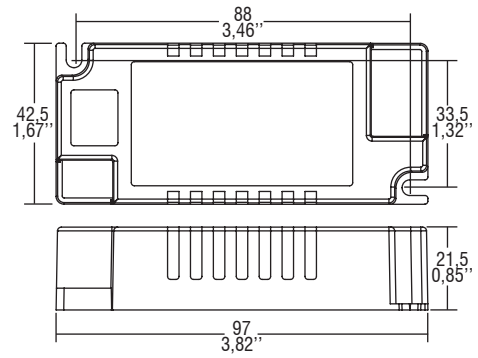


Ø50  
2"

Weight - Peso gr. 113 / 4 oz.  
Pcs - Pezzi 50




Weight - Peso gr. 86 / 3 oz.  
Pcs - Pezzi 50



## Wiring diagram - Schema di collegamento

(Max. LED distance on page info8 - Massima distanza LED a pagina info8)



1.2

Single current drivers - With PFC  
Alimentatori corrente singola - Con PFC