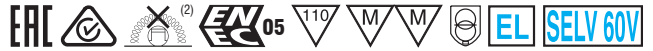


PRO FLAT - Single Current

Direct current electronic drivers
Alimentatori elettronici in corrente continua

Made in Italy



constant
CURRENT

RIPPLE FREE

Pst LM ≤ 1
SVM $\leq 0,4$



PRO FLAT



PRO FLAT BI



Rated Voltage
Tensione Nominale
220 ÷ 240 V

Frequency
Frequenza
50-60 Hz

AC Operation range
Tensione di utilizzo AC
198 ÷ 264 V

DC Operation range
Tensione di utilizzo DC
(see page info15)
176 ÷ 275 V

Power
Potenza
3 ÷ 40 W

iTHD
 $\leq 10\%$ ⁽¹⁾

Output current ripple
 $\leq 3\%$ ⁽¹⁾

Standards compliance

EN 55015
EN 61000-3-2
EN 61000-3-3
EN 61347-1
EN 61347-2-13
EN 61547
EN 62384
VDE 0710-T14

Max. pcs for CB B16A
(see page info17)
50 pcs

In rush current
5A 50 μ sec

Article Articolo	Code Codice	P out W max	V out DC	I out DC	U out V	ta °C	tc °C	λ Power Factor	η max. Efficiency ⁽¹⁾
PRO FLAT 12/250 ⁽²⁾	127110	12	10...44	250 mA cost.	59	-25...+50	70	0,9 C - 0,95 Pout > 7W	> 85 %
PRO FLAT 12/250 BI	127111								
PRO FLAT 13/300 ⁽²⁾	127112	13	10...44	300 mA cost.	59	-25...+50	75	0,9 C - 0,95 Pout > 8W	> 87 %
PRO FLAT 13/300 BI	127113								
PRO FLAT 15/350 ⁽²⁾	127114	15	10...44	350 mA cost.	59	-25...+50	75	0,9 C - 0,95 Pout > 8W	> 87 %
PRO FLAT 15/350 BI	127115								
PRO FLAT 22/500 ⁽²⁾	127116	22	5...44	500 mA cost.	59	-25...+45	75	0,9 C - 0,95 Pout > 8W	> 89 %
PRO FLAT 22/500 BI	127117					-25...+50			
PRO FLAT 30/700	127118	30	5...44	700 mA cost.	59	-25...+45	85	0,9 C - 0,95 Pout > 7W	> 90 %
PRO FLAT 30/700 BI	127119					-25...+50			
PRO FLAT 36/900	127120	36	5...40	900 mA cost.	59	-25...+40	85	0,9 C - 0,95 Pout > 15W	> 90 %
PRO FLAT 36/900 BI	127121					-25...+45			
PRO FLAT 40/1050	127122	40	5...40	1,05 A cost.	59	-25...+40	90	0,9 C - 0,95 Pout > 15W	> 90 %
PRO FLAT 40/1050 BI	127123					-25...+45			

⁽¹⁾ Referred to $V_{in} = 230$ V, 100% load - Riferito a $V_{in} = 230$ V, carico 100%

Light output level in DC operation: Factory default 100% EOfI=1

Livello di emissione luminosa in funzionamento DC: Impostazioni di fabbrica 100% EOfI=1

Features

- IP20 independent driver, for indoor use (PRO FLAT).
- Class II protection against electric shock for direct or indirect contact (PRO FLAT).
- Driver for built-in use (PRO FLAT BI).
- It can be used for lighting equipment in protection class I and II (PRO FLAT BI).
- Active Power Factor Corrector.
- Current regulation $\pm 5\%$ including temperature variations.
- Input and output terminal blocks on opposite sides (wire cross-section up to 1,5 mm² / AWG15).
- Clamping screws on primary and secondary circuits for cables with diameter: min. 3 mm - max. 10 mm (PRO FLAT).
- Driver can be secured with slot for screws.
- Protections:
 - against overheating and short circuits;
 - against mains voltage spikes;
 - against overloads.
- Thermal protection = C.5.a.

Caratteristiche

- Alimentatore indipendente IP20, per uso interno (PRO FLAT).
- Protetto in classe II contro le scosse elettriche per contatti diretti e indiretti (PRO FLAT).
- Alimentatore da incorporare (PRO FLAT BI).
- Utilizzabile per apparecchi di illuminazione in classe di protezione I e II (PRO FLAT BI).
- PFC attivo.
- Corrente regolata $\pm 5\%$ incluse variazioni di temperatura.
- Morsetti di entrata e uscita contrapposti (sezione cavo fino a 1,5 mm² / AWG15).
- Serracavo su primario e secondario per cavi di diametro: min. 3 mm - max. 10 mm (PRO FLAT).
- Fissaggio dell'alimentatore tramite asole per viti.
- Protezioni:
 - termica e cortocircuito;
 - contro le extra-tensioni di rete;
 - contro i sovraccarichi.
- Protezione termica = C.5.a.

7 YEARS WARRANTY
3% FAILURE RATE

10 YEARS WARRANTY
5% FAILURE RATE

PRODUCER'S LIABILITY
TCI

WARRANTY WITH ELECTRONIC COMPONENTS
10 YEARS
ACCORDING TO THE EUROPEAN CONDITIONS

The data shown are preliminary and may change - I dati riportati sono preliminari e potrebbero subire variazioni

PRO FLAT - Single Current

Direct current electronic drivers
Alimentatori elettronici in corrente continua

Made in Italy



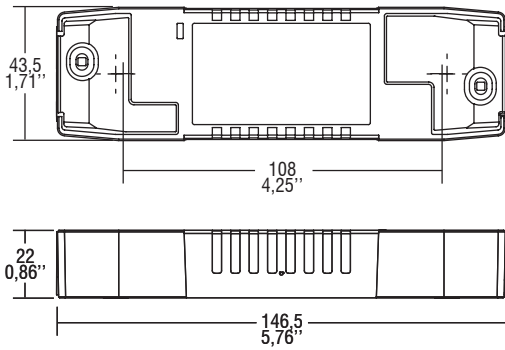
IP 20



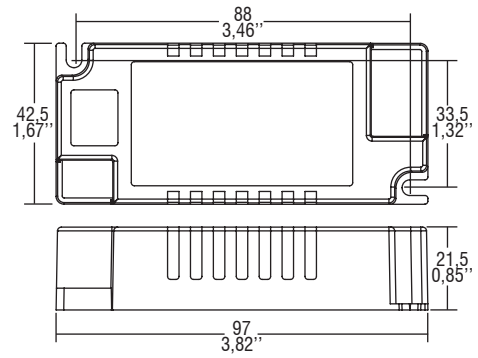
Ø50
2"



Weight - Peso gr. 113 / 4 oz.
Pcs - Pezzi 50




Weight - Peso gr. 86 / 3 oz.
Pcs - Pezzi 50



Wiring diagram - Schema di collegamento

(Max. LED distance on page info8 - Massima distanza LED a pagina info8)



1
Single current drivers - Not dimmable
Alimentatori corrente singola - Non regolabili