

**Direct current electronic drivers**  
**Alimentatori elettronici in corrente continua**

Made in Italy

Single current drivers - Not dimmable  
 Alimentatori corrente singola - Non regolabili

1

constant  
**CURRENT**

**RIPPLE FREE**

Pst LM  $\leq 1$   
 SVM  $\leq 0,4$

EAC EN 05 110 EL SELV 60V



SUPER PRO



SUPER PRO BI

1+2kV DIFF. 2kV COMM. ACTIVE PFC SEC. SWITCH SAFETY PROTECTIONS

**Rated Voltage**  
**Tensione Nominale**  
 220 ÷ 240 V

**Frequency**  
**Frequenza**  
 50-60 Hz

**AC Operation range**  
**Tensione di utilizzo AC**  
 198 ÷ 264 V

**DC Operation range**  
**Tensione di utilizzo DC**  
 (see page info15)  
 176 ÷ 275 V

**Power**  
**Potenza**  
 1 ÷ 42 W

**iTHD**  
 $\leq 10\%$  <sup>(1)</sup>

**Output current ripple**  
 $\leq 3\%$  <sup>(1)</sup>

**Standards compliance**  
 EN 55015  
 EN 61000-3-2  
 EN 61000-3-3  
 EN 61347-1  
 EN 61347-2-13  
 EN 61547  
 EN 62384

**Max. pcs for CB B16A**  
 (see page info17)  
 50 pcs

**In rush current**  
 5A 50 $\mu$ sec

Article Articolo	Code Codice	P out W max	V out DC	I out DC	U out V	ta °C	tc °C	$\lambda$ Power Factor	$\eta$ max. Efficiency <sup>(1)</sup>
<b>SUPER PRO 13/300</b>	127546N	13	15...46	300 mA cost.	59	-25...+50	70	0,95 <sup>(2)</sup>	> 85 %
<b>SUPER PRO 13/300 BI</b>	127546BI								
<b>SUPER PRO 16/350</b>	127530N	16	15...46	350 mA cost.	59	-25...+50	70	0,95 <sup>(2)</sup>	> 85 %
<b>SUPER PRO 16/350 BI</b>	127531								
<b>SUPER PRO 23/500</b>	127532N	23	15...46	500 mA cost.	59	-25...+50	75	0,95 <sup>(2)</sup>	> 85 %
<b>SUPER PRO 23/500 BI</b>	127533						70		
<b>SUPER PRO 32/700</b>	127534N	32	15...45	700 mA cost.	59	-25...+45	75	0,95 <sup>(2)</sup>	> 88 %
<b>SUPER PRO 32/700 BI</b>	127535					-25...+50			
<b>SUPER PRO 38/900</b>	127536N	38	15...42	900 mA cost.	55	-25...+40	75	0,95 <sup>(2)</sup>	> 85 %
<b>SUPER PRO 38/900 BI</b>	127537					-25...+45			
<b>SUPER PRO 42/1050</b>	127538N	42	15...40	1,05 A cost.	55	-25...+40	80	0,95 <sup>(2)</sup>	> 85 %
<b>SUPER PRO 42/1050 BI</b>	127539					-25...+45			

<sup>(1)</sup> Referred to  $V_m = 230$  V, 100% load - Riferito a  $V_m = 230$  V, carico 100%

<sup>(2)</sup> Pout > 12 W

**Light output level in DC operation: Factory default 100% EOfi=1**

**Livello di emissione luminosa in funzionamento DC: Impostazioni di fabbrica 100% EOfi=1**

## Features

- IP20 independent driver, for indoor use (SUPER PRO).
- Class II protection against electric shock for direct or indirect contact (SUPER PRO).
- Driver for built-in use (SUPER PRO BI).
- It can be used for lighting equipment in protection class I and II (SUPER PRO BI).
- Active Power Factor Corrector.
- Current regulation  $\pm 5\%$  including temperature variations.
- Input and output terminal blocks on opposite sides (wire cross-section up to 1,5 mm<sup>2</sup> / AWG15).
- Clamping screws on primary and secondary circuits for cables with diameter: min. 2 mm - max. 11 mm (SUPER PRO).
- Driver can be secured with slot for screws.
- Protections:
  - against overheating and short circuits;
  - against mains voltage spikes;
  - against overloads.
- Thermal protection = C.5.a.

## Caratteristiche

- Alimentatore indipendente IP20, per uso interno (SUPER PRO).
- Protetto in classe II contro le scosse elettriche per contatti diretti e indiretti (SUPER PRO).
- Alimentatore da incorporare (SUPER PRO BI).
- Utilizzabile per apparecchi di illuminazione in classe di protezione I e II (SUPER PRO BI).
- PFC attivo.
- Corrente regolata  $\pm 5\%$  incluse variazioni di temperatura.
- Morsetti di entrata e uscita contrapposti (sezione cavo fino a 1,5 mm<sup>2</sup> / AWG15).
- Serracavo su primario e secondario per cavi di diametro: min. 2 mm - max. 11 mm (SUPER PRO).
- Fissaggio dell'alimentatore tramite asole per viti.
- Protezioni:
  - termica e cortocircuito;
  - contro le extra-tensioni di rete;
  - contro i sovraccarichi.
- Protezione termica = C.5.a.

**7 YEARS WARRANTY**  
 3% FAILURE RATE

**10 YEARS WARRANTY**  
 5% FAILURE RATE

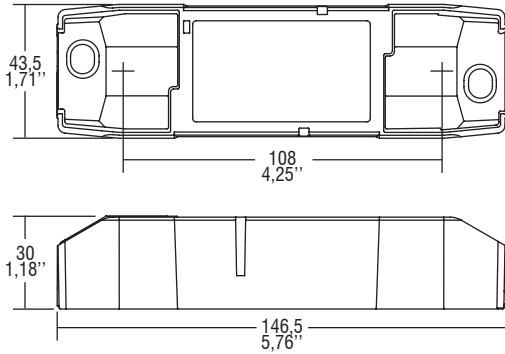
PRODUCER'S LIABILITY  
 TCI

10 YEARS WARRANTY FOR THE LED LIGHTS  
 ACCORDING TO THE EUROPEAN CONDITIONS

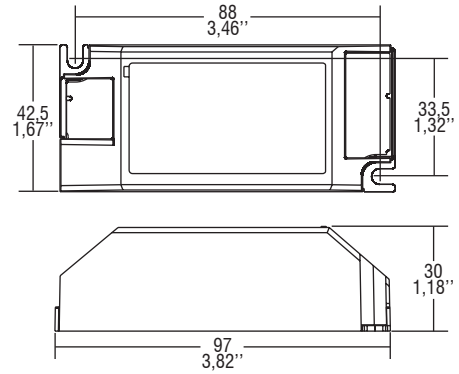
**Direct current electronic drivers**  
**Alimentatori elettronici in corrente continua**

Made in Italy


**IP 20** **SCREW FIXING** Ø54 2,13" Weight - Peso gr. 122 / 4,3 oz. Pcs - Pezzi 40



**BUILT-IN** **SCREW FIXING** Weight - Peso gr. 115 / 4,1 oz. Pcs - Pezzi 50



**Wiring diagram - Schema di collegamento** (Max. LED distance on page info8 - Massima distanza LED a pagina info8)



1  
 Single current drivers - Not dimmable  
 Alimentatori corrente singola - Non regolabili