

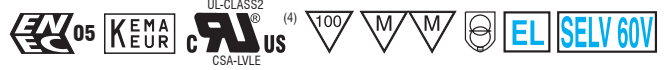
Direct current electronic drivers  
Alimentatori elettronici in corrente continua

Made in Italy 

1.1

Single current drivers - Without PFC  
Alimentatori corrente singola - Senza PFC

constant CURRENT constant VOLTAGE



RIPPLE FREE



1=2kV DIFF. 2kV COMM. SAFETY PROTECTIONS

**Rated Voltage**  
Tensione Nominale  
100 ÷ 120 V <sup>(2)</sup>  
220 ÷ 240 V

**Frequency**  
Frequenza  
50/60 Hz

**AC Operation range**  
Tensione di utilizzo AC  
100 ÷ 264 V

**DC Operation range**  
Tensione di utilizzo DC  
(see page info15)  
176 ÷ 264 V

**Power**  
Potenza  
0 ÷ 15 W

**Output current ripple**  
≤ 3% <sup>(1)</sup>

**Reference Norms**  
Norme di riferimento  
CSA C22.2 no. 223 <sup>(4)</sup>  
EN 50172 (VDE0108)  
EN 55015  
EN 61000-3-2  
EN 61000-3-3  
EN 61347-1  
EN 61347-2-13  
EN 61547  
UL 1310 <sup>(4)</sup>  
VDE 0710-T14

**Max. pcs for CB B16A**  
(see page info17)  
27 pcs

**In rush current**  
27A 250µsec

Article Articolo	Code Codice	P out W	V out DC <sup>(1)</sup>	I out DC	V out max.	ta °C	tc °C	λ max. Power Factor	η max. Efficiency <sup>(1)</sup>
<b>Constant current output - Uscita in corrente costante</b>									
DC 12W 300mA SLIM/U <sup>(3)</sup>	122447	12 (6 <sup>(2)</sup> )	2...40	300 mA cost.	44	-25...+50	80	0,6 C	82
DC 15W 350mA SLIM/U	122440	15 (6 <sup>(2)</sup> )	2...40	350 mA cost.	44	-25...+50	80	0,6 C	82
DC 14W 500mA SLIM/U	122448	14 (6 <sup>(2)</sup> )	2...28	500 mA cost.	29	-25...+50	80	0,6 C	81
DC 11W 700mA SLIM/U	122441	11 (6 <sup>(2)</sup> )	2...16,5	700 mA cost.	18	-25...+50	80	0,6 C	77
<b>Constant voltage output - Uscita in tensione costante</b>									
DC 13W 12V SLIM/U	122444	13 (6 <sup>(2)</sup> )	12 cost.	1,08 A max.	-	-25...+50	80	0,6 C	80
DC 13W 24V SLIM/U	122442	13 (6 <sup>(2)</sup> )	24 cost.	540 mA max.	-	-25...+50	80	0,6 C	80

<sup>(1)</sup> Referred to V<sub>m</sub> = 230 V, 100% load - Riferito a V<sub>m</sub> = 230 V, carico 100%

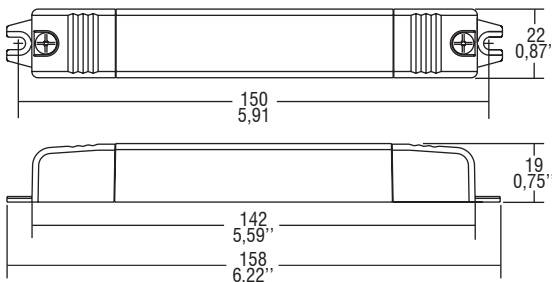
<sup>(3)</sup> Pending ENEC - KEMA

<sup>(4)</sup> Only for DC 15W 350mA SLIM/U

IP 20 SCREW FIXING Ø32 1,26"


Compatible with ZHAGA (BM5)

Weight - Peso:  
gr. 55 / 2,07 oz.  
Pcs - Pezzi 50



**Wiring diagram - Schema di collegamento**

(Max. LED distance on page info8 - Massima distanza LED a pagina info8)



**Features**

- IP20 independent driver, for indoor use.
- Class II protection against electric shock for direct or indirect contact.
- Supplied with terminal cover and cable retainer.
- Input and output terminal blocks on opposite sides (wire cross-section up to 2,5 mm<sup>2</sup> / AWG13).
- Single terminal block on primary and secondary circuit.
- Clamping screws on primary and secondary circuits for cables with diameter: min. 3 mm - max. 8 mm.
- Driver can be secured with slot for screws.
- Protections:
  - against overheating and short circuits;
  - against mains voltage spikes;
  - against overloads.

**Caratteristiche**

- Alimentatore indipendente IP20, per uso interno.
- Protetto in classe II contro le scosse elettriche per contatti diretti e indiretti.
- Fornito di coprimorsetto e serracavo.
- Morsetti di entrata e uscita contrapposti (sezione cavo fino a 2,5 mm<sup>2</sup> / AWG13).
- Singola morsettiera su primario e secondario.
- Serracavo su primario e secondario per cavi di diametro: min. 3 mm - max. 8 mm.
- Fissaggio dell'alimentatore tramite asole per viti.
- Protezioni:
  - termica e cortocircuito;
  - contro le extra-tensioni di rete;
  - contro i sovraccarichi.

7 YEARS WARRANTY 3% FAILURE RATE  
10 YEARS WARRANTY 5% FAILURE RATE

PRODUCER'S LIABILITY TCI  
WARRANTY 10 YEARS ACCORDING TO THE EUROPEAN CONDITIONS 2017