

# VEGA 75W - 320W FPD IP67



Direct current dimmable electronic drivers  
Alimentatori elettronici regolabili in corrente continua



Article - Articolo	Code - Codice
FPD PROGRAMMING TOOL	127098



<sup>(1)</sup> Referred to  $V_{in} = 230\text{ V}$ , 100% load  
Riferito a  $V_{in} = 230\text{ V}$ , carico 100%

4.4

High power programmable

**Rated Voltage**  
Tensione Nominale  
110 ÷ 277 V

**Frequency**  
Frequenza  
50/60 Hz

**AC Operation range**  
Tensione di utilizzo AC  
99 ÷ 305 V

**Power**  
Potenza  
18 ÷ 320 W

**Output current ripple**  
 $\leq 5\%$  <sup>(1)</sup>

**Reference Norms**  
Norme di riferimento  
EN 55015

EN 61000-3-2  
EN 61000-3-3  
EN 61347-1  
EN 61347-2-13  
EN 61547  
VDE 0710-T14

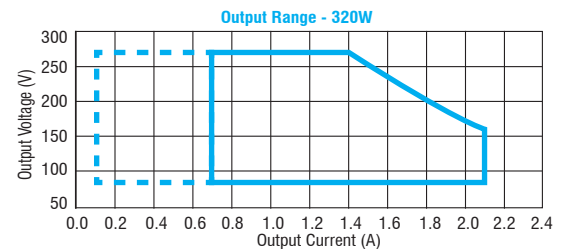
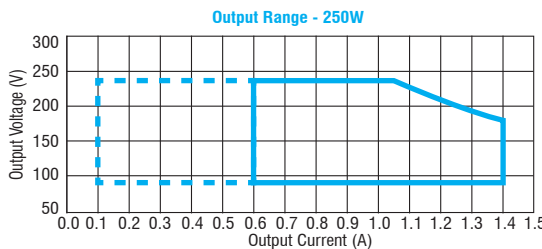
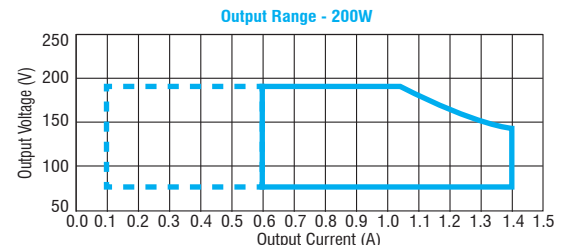
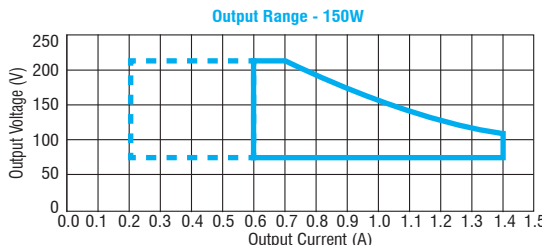
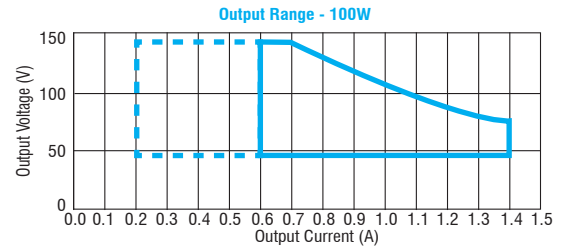
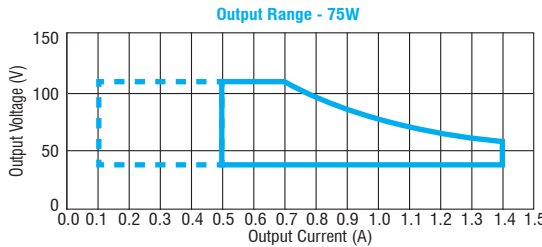
**Max. pcs for CB B16A**  
(see page info17)

75W: 8 pcs  
100W: 8 pcs  
150W: 5 pcs  
200W: 4 pcs  
250W: 2 pcs  
320W: 3 pcs

**In rush current**  
75W: 65A 250 $\mu$ sec  
100W: 65A 250 $\mu$ sec  
150W: 110A 250 $\mu$ sec  
200W: 180A 200 $\mu$ sec  
250W: 280A 150 $\mu$ sec  
320W: 180A 250 $\mu$ sec

**Power Factor**  
75W:  $\lambda$  for  $P_o=39\text{ W}$   
100W:  $\lambda$  for  $P_o=34\text{ W}$   
150W:  $\lambda$  for  $P_o=55\text{ W}$   
200W:  $\lambda$  for  $P_o=53\text{ W}$   
250W:  $\lambda$  for  $P_o=76\text{ W}$   
320W:  $\lambda$  for  $P_o=67\text{ W}$

Article Articolo	Code Codice	P out W	V out DC <sup>(1)</sup>	I out DC	Default I out DC	V out max.	ta °C	tc °C	$\lambda$ max. Power Factor <sup>(2)</sup>	$\eta$ max. Efficiency <sup>(1)</sup>
VEGA 75/500-1400 FPD IP67	127804	18...75	36...107	500...1400 mA cost.	700 mA	120	-40...+60	85	0,95	> 92
VEGA 100/600-1400 FPD IP67	127805	28...100	47...143	600...1400 mA cost.	700 mA	150	-40...+60	85	0,95	> 92
VEGA 150/600-1400 FPD IP67	127806	43...150	72...214	600...1400 mA cost.	700 mA	250	-40...+60	85	0,95	> 93
VEGA 200/600-1400 FPD IP67	127807	45...200	75...190	600...1400 mA cost.	1050 mA	230	-40...+60	90	0,95	> 94
VEGA 250/600-1400 FPD IP67	127808	54...250	90...238	600...1400 mA cost.	1050 mA	250	-40...+55	90	0,95	> 94
VEGA 320/700-2100 FPD IP67	127809	63...320	90...225	700...2100 mA cost.	1400 mA	250	-40...+50	90	0,95	> 94



— Programmed Range    - - - - 1-10V DIM Range

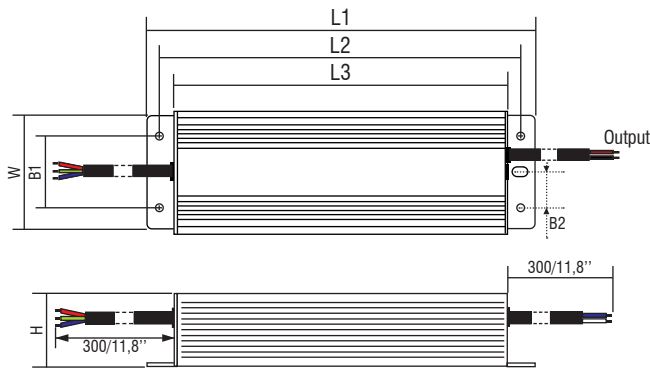
## Features

- **Multipower driver with programmable current.**
- IP67 independent driver.
- Class I protection against electric shock for direct or indirect contact.
- Active Power Factor Corrector.
- Auxiliary output 12 V max. 50 mA.
- Analogical input for thermal sensor connection.
- Current regulation  $\pm 10\%$  including temperature variations.
- Cables on primary and secondary circuits for connection.
- Protections:
  - against overheating and short circuits;
  - against mains voltage spikes;
  - against overloads.
- Thermal protection = C.5.a.

## Caratteristiche

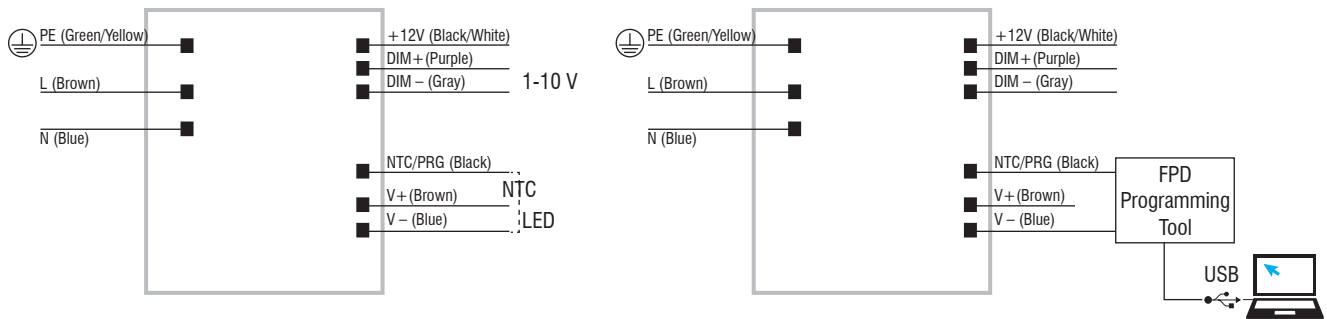
- **Alimentatore multipotenza con correnti programmabili.**
- Alimentatore indipendente IP67.
- Protetto in classe I contro le scosse elettriche per contatti diretti e indiretti.
- PFC attivo.
- Uscita ausiliare 12 V max. 50 mA.
- Entrata analogica per sensore termico.
- Corrente regolata  $\pm 10\%$  incluse variazioni di temperatura.
- Fornito di cavi su primario e secondario per il collegamento.
- Protezioni:
  - termica e cortocircuito;
  - contro le extra-tensioni di rete;
  - contro i sovraccarichi.
- Protezione termica = C.5.a.

**Direct current dimmable electronic drivers**  
**Alimentatori elettronici regolabili in corrente continua**



Dimensions - Dimensioni							
Article Articolo	L1	L2	L3	W	H	B1	B2
<b>VEGA 75/500-1400 FPD IP67</b>	174	165	157	68	37	52	36
<b>VEGA 100/600-1400 FPD IP67</b>	174	165	157	68	37	52	36
<b>VEGA 150/600-1400 FPD IP67</b>	220	211	203	68	37	52	36
<b>VEGA 200/600-1400 FPD IP67</b>	240	231	223	68	37	52	36
<b>VEGA 250/600-1400 FPD IP67</b>	240	231	223	68	37	52	36
<b>VEGA 320/700-2100 FPD IP67</b>	240	222	211	100	38	70	36

**Wiring diagrams - Schemi di collegamento** (Max. LED distance at page info8 - Massima distanza LED a pagina info8)



4.4

High power programmable

### Operation Mode

- **FULL PROGRAMMABLE (FPD)** devices allow the user to set different parameters without need of switching on the product.
- The main available features are: **CURRENT** setting (AOC step 1 mA), **MIDNIGHT** functions, **NTC**, **CLO** (Constant Light Output), **1...10 V** dimming ( $I=0,25$  mA).
- The **FULL PROGRAMMABLE (FPD)** functions can be set with the **FPD PROGRAMMING TOOL** interface through **NTC/V-** port.
- Light regulation: 10-100% (minimum dimming current 100 mA).
- Dimming method is linear.

For additional details for regulations see pages info12-14.

### Modalità di funzionamento

- I dispositivi **FULL PROGRAMMABLE (FPD)** permettono all'utente di impostare diversi parametri senza la necessità di accendere il prodotto.
- Le principali caratteristiche disponibili sono: settaggio della **CORRENTE** (AOC step 1 mA), funzioni **MIDNIGHT**, **NTC**, **CLO** (Constant Light Output), dimmerazione **1...10 V** ( $I=0,25$  mA).
- Le funzioni **FULL PROGRAMMABLE (FPD)** possono essere impostate con l'interfaccia **FPD PROGRAMMING TOOL** tramite porta **NTC/V-**.
- Regolazione della luminosità: 10-100% (corrente minima in regolazione 100 mA).
- La dimmerazione è di tipo lineare.

Per ulteriori dettagli sulle regolazioni vedi pagine info12-14.