

MP 80/1400 SVM SLIM



Direct current electronic drivers with DIP-SWITCH
Alimentatori elettronici in corrente continua con DIP-SWITCH

Made in Italy

constant
CURRENT

RIPPLE FREE

Pst LM ≤ 1
SVM ≤ 0,4



LINEAR BOX IP67
(See pag. 12.8)
180066/390
(upon request - disponibile a richiesta)

INDEPENDENT TRANSFORMATION KIT
(See pag. 12.8)
488787559K1
(strain relief upon request -
fermacavi a richiesta)
50 KIT minimum - minimo



Rated Voltage
Tensione Nominale
220 ÷ 240 V

Frequency
Frequenza
50-60 Hz

AC Operation range
Tensione di utilizzo AC
198 ÷ 264 V

DC Operation range
Tensione di utilizzo DC
(see page info15)
DC 176 ÷ 275 V

Power - Potenza
7 ÷ 78 W

iTHD
≤ 10% ⁽¹⁾

Output current ripple
≤ 3% ⁽¹⁾

Standards compliance
EN 55015
EN 61000-3-2
EN 61000-3-3
EN 61347-1
EN 61347-2-13
EN 61547

Max. pcs for CB B16A
(see page info17)
30 pcs

In rush current
10A 200µsec

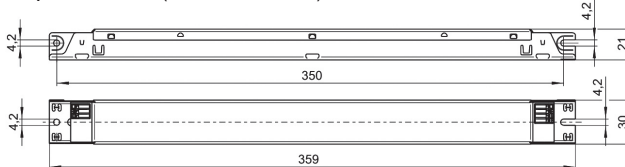
Article Articolo	Code Codice	P out W	V out DC	I out DC	U out V	ta °C	tc °C	λ max. Power Factor	η max. Efficiency ⁽¹⁾
MP 80/1400 SVM SLIM	127568	19,5	20...56	350 mA cost.	60	-25...+55	75	0,95 ⁽²⁾	> 91 %
		22	20...56	400 mA cost.					
		25	20...56	450 mA cost.					
		28	20...56	500 mA cost.					
		30,5	20...56	550 mA cost.					
		33,5	20...56	600 mA cost.					
		36	20...56	650 mA cost.					
		39	20...56	700 mA cost.					
		42	20...56	750 mA cost.					
		44,5	20...56	800 mA cost.					
		47,5	20...56	850 mA cost.					
		50	20...56	900 mA cost.					
		53	20...56	950 mA cost.					
		56	20...56	1000 mA cost.					
		58,5	20...56	1050 mA cost.					
		61,5	20...56	1100 mA cost.					
64	20...56	1150 mA cost.							
67	20...56	1200 mA cost.							
70	20...56	1250 mA cost.							
72,5	20...56	1300 mA cost.							
75,5	20...56	1350 mA cost.							
78	20...56	1400 mA cost.							

⁽¹⁾ Referred to $V_m = 230$ V, 100% load - Riferito a $V_m = 230$ V, carico 100% ⁽²⁾ Pout > 36 W


Light output level in DC operation: Factory default 100% EOfi=1

Livello di emissione luminosa in funzionamento DC: Impostazioni di fabbrica 100% EOfi=1

BUILT-IN SCREW FIXING Weight - Peso gr. 264 / 9,3 oz.
Pcs - Pezzi 35
Compatible with ZHAGA (BL3/ZS7 H5D/ ZS7 H7D)



Wiring diagram - Schema di collegamento
(Max. LED distance on page info8 - Massima distanza LED a pagina info8)




Features

- Multipower driver supplied with dip-switch for the selection of the output current.
- Driver for built-in use for class I lighting equipment; luminaire enclosure is necessary for protection against accidental contact with live parts.
- Active Power Factor Corrector.
- Current regulation ± 5 % including temperature variations.
- Input and output terminal blocks on the opposite sides (wire cross-section up to 1,5 mm² / AWG16).
- Protections:
 - against overheating and short circuits;
 - against mains voltage spikes;
 - against overloads.

Caratteristiche

- Alimentatore multipotenza fornito di dip-switch per la selezione della corrente in uscita.
- Alimentatore da incorporare in apparecchi di classe I; il contenitore dell'apparecchio è necessario per la protezione contro il contatto di parti attive.
- PFC attivo.
- Corrente regolata ± 5 % incluse variazioni di temperatura.
- Morsetti di entrata e uscita contrapposti (sezione cavo fino a 1,5 mm² / AWG16).
- Protezioni:
 - termica e cortocircuito;
 - contro le extra-tensioni di rete;
 - contro i sovraccarichi.



2.2

Multipower drivers - Linear case - Not dimmable
Alimentatori multipotenza - Formato lineare - Non regolabile