

Direct current electronic drivers with DIP-SWITCH
Alimentatori elettronici in corrente continua con DIP-SWITCH

Made in Italy

constant
CURRENT

RIPPLE FREE

Pst LM ≤ 1
SVM $\leq 0,4$



PRO FLAT 30



PRO FLAT 30 BI



2.1

Multipower drivers - Compact case - Not dimmable
Alimentatori multipotenza - Formato compatto - Non regolabili



Rated Voltage
Tensione Nominale
220 ÷ 240 V

Frequency
Frequenza
50-60 Hz

AC Operation range
Tensione di utilizzo AC
198 ÷ 264 V

DC Operation range
Tensione di utilizzo DC
(see page info15)
170 ÷ 280 V

Power - Potenza
3 ÷ 32 W

iTHD
 $\leq 10\%$ ⁽¹⁾

Output current ripple
 $\leq 3\%$ ⁽¹⁾

Standards compliance
EN 55015
EN 61000-3-2
EN 61000-3-3
EN 61347-1
EN 61347-2-13
EN 61547
EN 62384

Max. pcs for CB B16A
(see page info17)
50 pcs

In rush current
5A 50 μ sec

Article Articolo	Code Codice	P out W	V out DC	I out DC	U out V	ta °C	tc °C	λ max. Power Factor	η max. Efficiency ⁽¹⁾
PRO FLAT 30	127572	15	10...44	350 mA cost.	59	-25...+45/50 ⁽³⁾	85	0,95 ⁽²⁾	> 90 %
		16	10...44	375 mA cost.					
PRO FLAT 30 BI ⁽³⁾	127573	17	10...44	400 mA cost.	59	-25...+45/50 ⁽³⁾	85	0,95 ⁽²⁾	> 90 %
		18	10...44	425 mA cost.					
		19	10...44	450 mA cost.					
		21	10...44	475 mA cost.					
		22	8...44	500 mA cost.					
		23	8...44	525 mA cost.					
		24	5...44	550 mA cost.					
		25	5...44	575 mA cost.					
		26	5...44	600 mA cost.					
		27	5...44	625 mA cost.					
		28	5...44	650 mA cost.					
		29	5...44	675 mA cost.					
		30	5...44	700 mA cost.					
		32	5...44	725 mA cost.					

⁽¹⁾ Referred to $V_m = 230$ V, 100% load - Riferito a $V_m = 230$ V, carico 100%

⁽²⁾ Pout > 7 W

Light output level in DC operation: Factory default 100% EOfi=1

Livello di emissione luminosa in funzionamento DC: Impostazioni di fabbrica 100% EOfi=1

Features

- Multipower driver supplied with dip-switch for the selection of the output current.
- Driver for built-in use.
- It can be used for lighting equipment in protection class I and II.
- Active Power Factor Corrector.
- Current regulation $\pm 5\%$ including temperature variations.
- Input and output terminal blocks on opposite sides (wire cross-section up to 1,5 mm² / AWG15).
- Clamping screws on primary and secondary circuits for cables with diameter: min. 3 mm - max. 10 mm.
- Driver can be secured with slot for screws.
- Protections:
 - against overheating and short circuits;
 - against mains voltage spikes;
 - against overloads.
- Thermal protection = C.5.a.

Caratteristiche

- Alimentatore multipotenza fornito di dip-switch per la selezione della corrente in uscita.
- Alimentatore da incorporare.
- Utilizzabile per apparecchi di illuminazione in classe di protezione I e II.
- PFC attivo.
- Corrente regolata $\pm 5\%$ incluse variazioni di temperatura.
- Morsetti di entrata e uscita contrapposti (sezione cavo fino a 1,5 mm² / AWG15).
- Serracavo su primario e secondario per cavi di diametro: min. 3 mm - max. 10 mm.
- Fissaggio dell'alimentatore tramite asole per viti.
- Protezioni:
 - termica e cortocircuito;
 - contro le extra-tensioni di rete;
 - contro i sovraccarichi.
- Protezione termica = C.5.a.

7 YEARS WARRANTY
3% FAILURE RATE

10 YEARS WARRANTY
5% FAILURE RATE

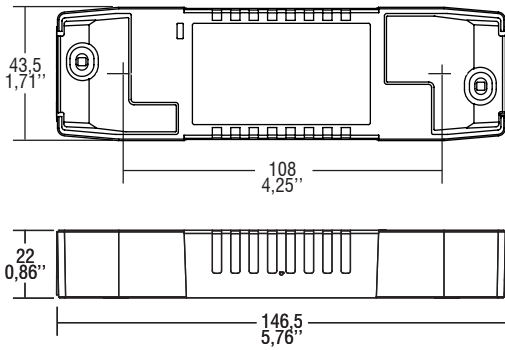
PRODUCER'S LIABILITY
TCI

10 YEARS WARRANTY
ACCORDING TO THE EUROPEAN CONDITIONS

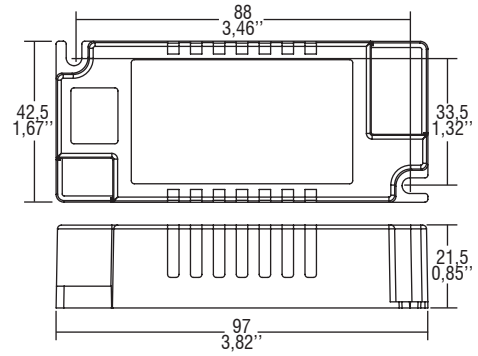
Direct current electronic drivers with DIP-SWITCH
Alimentatori elettronici in corrente continua con DIP-SWITCH

Made in Italy

IP 20 **SCREW FIXING** $\varnothing 50$ 2" Weight - Peso gr. 113 / 4 oz.
Pcs - Pezzi 50




BUILT-IN **SCREW FIXING** Weight - Peso gr. 86 / 3 oz.
Pcs - Pezzi 50



Wiring diagram - Schema di collegamento

(Max. LED distance on page info8 - Massima distanza LED a pagina info8)



2.1

Multipower drivers - Compact case - Not dimmable
 Alimentatori multipotenza - Formato compatto - non regolabili