

constant
VOLTAGE

**RIPPLE
FREE**



5.1.1

Constant voltage drivers - Compact case - Switchable Alimentatori a tensione costante - Formato compatto - Non regolabili

Rated Voltage
Tensione Nominale
 220 ÷ 240 V

Frequency
Frequenza
 50/60 Hz

AC Operation range
Tensione di utilizzo AC
 198 ÷ 264 V

DC Operation range
Tensione di utilizzo DC
 (see page info15)
 DC 176 ÷ 264 V
 (NO 150 W)

Power
Potenza
 0 ÷ 150 W

Output current ripple
 $\leq 3\%$ ⁽¹⁾

Reference Norms
Norme di riferimento
 EN 50172 (VDE 0108)
 EN 55015
 EN 61000-3-2
 EN 61000-3-3
 EN 61347-1
 EN 61347-2-13
 EN 61547
 VDE 0710-T14

Max. pcs for CB B16A
 (see page info17)
 15 pcs

In rush current
 15A 600 μ sec

Max. pcs for CB B16A
 (see page info17)
 8 pcs (for **DC 150**)

In rush current
 35A 100 μ sec
 (for **DC 150**)

Article Articolo	Code Codice	P out W	V out DC	I out DC	ta °C	tc °C	λ max. Power Factor	η max. Efficiency ⁽¹⁾
DC 50W 24V VSTII	122752II	50	24	2 A max.	-40...+45	70	0,97	> 90
DC 50W 12V VSTII	122756II	50	12	4,2 A max.	-40...+45	70	0,97	> 88
DC 50W 48V VSTII	122766II	50	48	1 A max.	-40...+45	70	0,97	> 90
DC 70W 24V VSTII ⁽²⁾	122750II	70 ⁽²⁾	24	2,9 A max.	-40...+45	70	0,97	> 91
DC 70W 12V VSTII	122758II	70	12	5,8 A max.	-40...+45	70	0,97	> 89
DC 70W 48V VSTII	122762II	70	48	1,45 A max.	-40...+45	70	0,97	> 91
DC 150W 24V VSTII	122754II	150	24	6,25 A max.	-40...+45	75	0,98	> 94

⁽¹⁾ Referred to $V_m = 230$ V, 100% load - Riferito a $V_m = 230$ V, carico 100%

⁽²⁾ Load allowed up to 75 W - Carico massimo 75 W

Accessories not supplied - Accessori non a corredo

Article - Articolo	Code - Codice
dimmer SED 4.5A R57 (7.)	120300



Features

- AC/DC electronic driver with output in voltage, specific for installations in compliance with the standards of lighting applications.
- IP20 independent driver, for indoor use.
- Class II protection against electric shock for direct or indirect contact.
- Input and output terminal blocks on opposite sides.
- Single terminal block on primary (wire cross-section up to 0,5 - 2,5 mm² / AWG20 - AWG13).
- Double terminal blocks on secondary (wire cross-section up to 0,5 - 2,5 mm² / AWG20 - AWG13).
- Clamping screws on primary and secondary circuits for cables with diameter: min. 6 mm - max. 9 mm.
- Driver can be secured with slot for screws.
- Protections:
 - against overheating and short circuits;
 - against mains voltage spikes;
 - against overloads.

Caratteristiche

- Alimentatore elettronico tipo AC/DC con uscita in tensione specifico per installazioni con Norme settore illuminazione.
- Alimentatore indipendente IP20, per uso interno.
- Protetto in classe II contro le scosse elettriche per contatti diretti e indiretti.
- Morsetti di entrata e uscita contrapposti.
- Singola morsettiera su primario (sezione cavo fino a 0,5 - 2,5 mm² / AWG20 - AWG13).
- Doppia morsettiera su secondario (sezione cavo fino a 0,5 - 2,5 mm² / AWG20 - AWG13).
- Serracavo su primario e secondario per cavi di diametro: min. 6 mm - max. 9 mm.
- Fissaggio dell'alimentatore tramite asole per viti.
- Protezioni:
 - termica e cortocircuito;
 - contro le extra-tensioni di rete;
 - contro i sovraccarichi.

7 YEARS WARRANTY
 3% FAILURE RATE

10 YEARS WARRANTY
 5% FAILURE RATE

PRODUCER'S LIABILITY

10 YEARS WARRANTY
 ACCORDING TO THE EUROPEAN CONDITIONS 2017

Direct current electronic drivers
Alimentatori elettronici in corrente continua

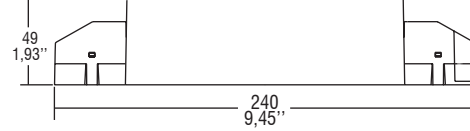
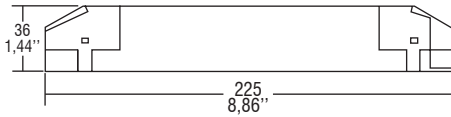
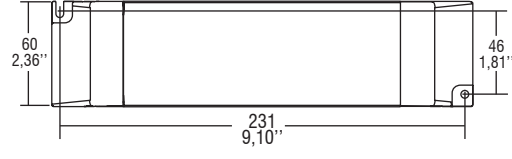
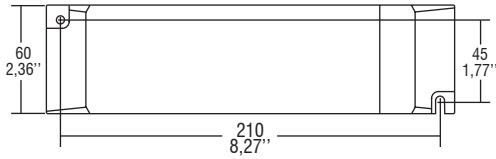
Made in Italy

IP 20 **SCREW FIXING** Ø70 2,76" Weight - Peso:
 gr. 290 / 10,22 oz.
 Pcs - Pezzi 25

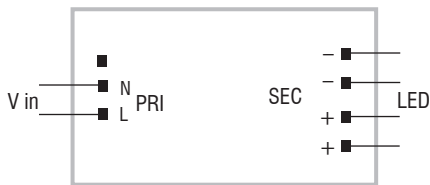
IP 20 **SCREW FIXING** Ø80 3,15" Weight - Peso:
 gr. 290 / 10,22 oz.
 Pcs - Pezzi 20

DC 50W 24V VST II - DC 50W 48V VST II - DC 70W 24V VST II - DC 70W 48V VST II

DC 50W 12V VST II - DC 70W 12V VST II - DC 150W 24V VST II



Wiring diagrams - Schemi di collegamento (Max. LED distance at page info8 - Massima distanza LED a pagina info8)



5.1.1

Constant voltage drivers - Compact case - Switchable
 Alimentatori a tensione costante - Formato compatto - Non regolabili