

WIRELESS CASAMBI - 1...10 V signal converter
Convertitore di segnale WIRELESS CASAMBI - 1...10 V


Made in Italy

W.2

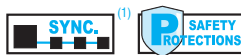
CASAMBI
 CLASSIC & EVOLUTION

0/1...10 V PUSH

277
 Vin



WIRELESS ANTENNA
 KEEP CLEAR THIS AREA



Rated Voltage
Tensione Nominale
 100 ÷ 277 V

Frequency
Frequenza
 50-60 Hz

AC Operation range
Tensione di utilizzo AC
 90 ÷ 305 V

DC Operation range
Tensione di utilizzo DC
 (see page info15)
 176 ÷ 264 V
 (NO PUSH mode function)

Standards compliance
 EN 55015
 EN 61000-3-2
 EN 61347-1
 EN 61347-2-11
 EN 61547
 EN 62311
 ETSI EN 300 328
 ETSI EN 301 489-1
 ETSI EN 301 489-17

Article Articolo	Code Codice	Type Tipo	ta °C	tc °C	λ max. Power Factor
MINI CASAMBI INTERFACE TW	127637	CASAMBI - 1...10 V Beam Shaping by LENS VECTOR	-25...+50	65	0,5 C
MINI CASAMBI INTERFACE RGBW	127638	CASAMBI - 1...10 V	-25...+50	65	0,5 C



To be used through APP available on Apple Store and Play Store for iOS and Android.
 Utilizzabile tramite APP disponibile su Apple Store e Play Store per sistemi iOS e Android.

Features

- Interface which can convert a **WIRELESS CASAMBI** signal into a 0/1...10 V signal.
- **TW** version allows control of LENS VECTOR device (see LENS VECTOR technical specification).
- Class II protection against electric shock for direct or indirect contact.
- The converter can be powered directly from the mains (100 ÷ 240 VAC).
- Protections:
 - against input over voltages from mains;
 - against short circuit and open circuit;
 - thermal protection = automatic resetting type;
 - Non-IC; minimum clearance distance from top and lateral sides to normally flammable building element or building insulation = 5 mm. Minimum clearance distance from separate lamp or light source container = 5 mm.

Caratteristiche

- Interfaccia in grado di convertire il segnale tipo **WIRELESS CASAMBI** in segnali 0/1...10 V.
- La versione **TW** permette il controllo di un dispositivo LENS VECTOR (vedi specifica tecnica LENS VECTOR).
- Protetto in classe II contro le scosse elettriche per contatti diretti e indiretti.
- Il convertitore può essere alimentato direttamente dalla rete (100 ÷ 240 VAC).
- Protezioni:
 - in ingresso contro sovratensioni impulsive di rete;
 - al corto circuito e al circuito aperto;
 - protezione termica = ripristino automatico;
 - Non-IC; distanza minima dal lato superiore e dalle parti laterali ad un normale elemento edilizio incombustibile o un isolante per l'edilizia = 5 mm. Distanza minima da una lampada separata o da sorgenti luminose = 5 mm.

Operation mode

- TW model: 2 x 0/1-10V (2 x 10mA max) independent (CH1-2) + 2 CHANNELS LENS VECTOR.
- RGBW model: 4 x 0/1-10V (4 x 10mA max) independent (CH1...4).

Modalità di funzionamento

- Modello TW: 2 x 0/1-10V (2 x 10mA max) indipendenti (CH1-2) + 2 CANALI LENS VECTOR.
- Modello RGBW: 4 x 0/1-10V (4 x 10mA max) indipendenti (CH1...4).

7 YEARS WARRANTY
 3% FAILURE RATE

10 YEARS WARRANTY
 5% FAILURE RATE

PRODUCER'S LIABILITY

10 YEARS WARRANTY TO THE END USER
 ACCORDING TO THE CE MARKING REGULATIONS

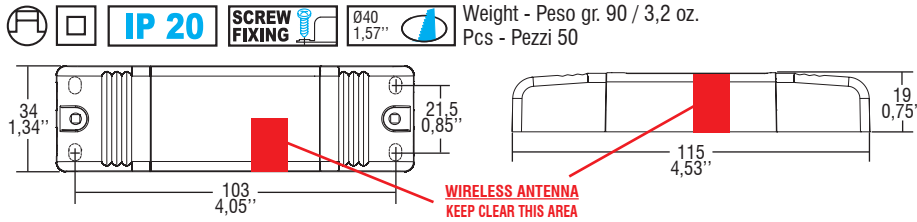
Check signal level when close to metal surfaces or inside metal box - Verificare livello del segnale in presenza di superfici o box di metallo



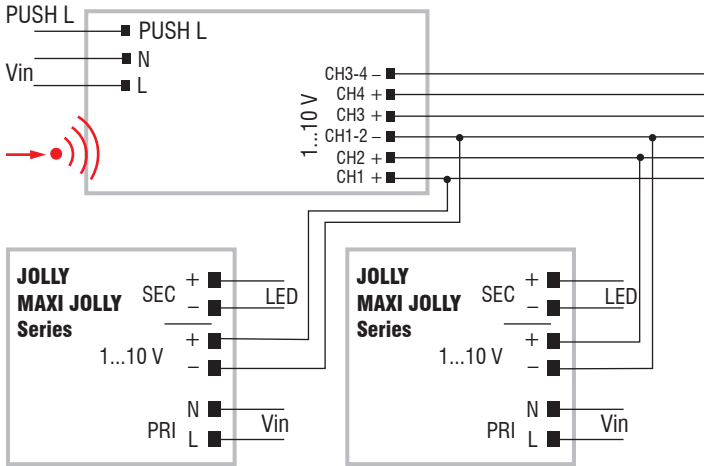
MINI CASAMBI INTERFACE

WIRELESS CASAMBI - 1...10 V signal converter Convertitore di segnale WIRELESS CASAMBI - 1...10 V

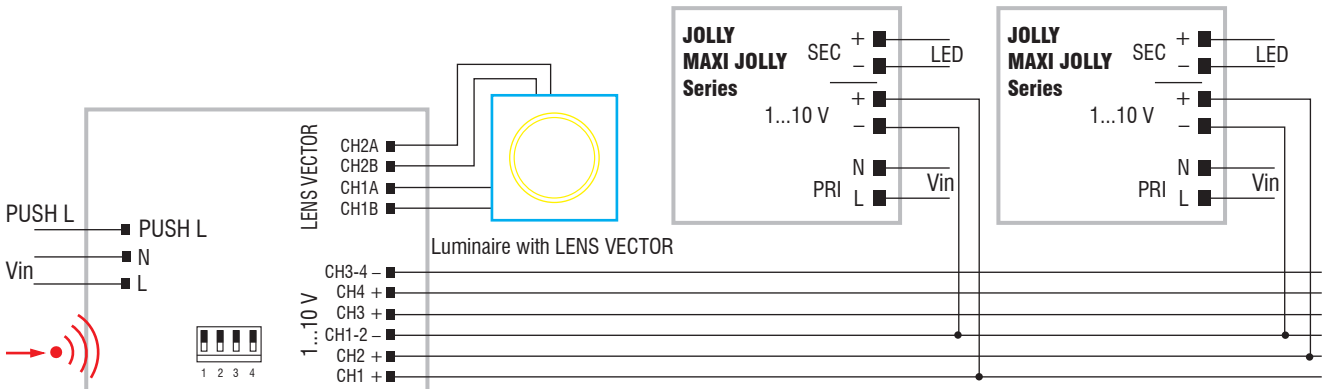
Weight - Peso gr. 90 / 3,2 oz.
Pcs - Pezzi 50



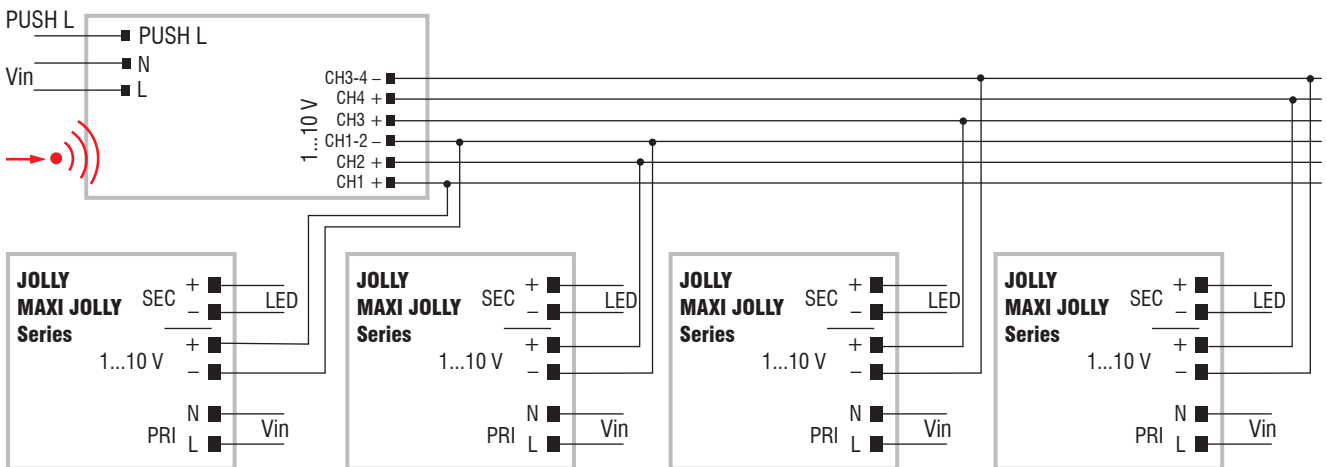
Wiring diagrams - Schemi di collegamento



TW 1...10 V diagram - Collegamento TW 1...10 V



TW version for LENS VECTOR luminaire, 1...10 V diagram - Collegamento 1...10 V, versione TW per lampada LENS VECTOR



RGBW 1...10 V diagram - Collegamento RGBW 1...10 V