



5.1.1

Constant voltage drivers - Compact case - Switchable Alimentatori a tensione costante - Formato compatto - Non regolabili

**Rated Voltage**  
Tensione Nominale  
220 ÷ 240 V

**Frequency**  
Frequenza  
50-60 Hz

**AC Operation range**  
Tensione di utilizzo AC  
198 ÷ 264 V

**DC Operation range**  
Tensione di utilizzo DC  
(see page info15)  
DC 176 ÷ 264 V  
(NO 150 W)

**Power - Potenza**  
0 ÷ 150 W

**iTHD**  
≤ 10% <sup>(1)</sup>

**Output current ripple**  
≤ 3% <sup>(1)</sup>

**Standards compliance**  
EN 50172 (VDE 0108)  
EN 55015  
EN 61000-3-2  
EN 61000-3-3  
EN 61347-1  
EN 61347-2-13  
EN 61547  
VDE 0710-T14

**Max. pcs for CB B16A**  
(see page info17)  
15 pcs

**In rush current**  
15A 600µsec

**Max. pcs for CB B16A**  
(see page info17)  
8 pcs (for DC 150)

**In rush current**  
35A 100µsec  
(for DC 150)

Article Articolo	Code Codice	P out W	V out DC	I out DC	ta °C	tc °C	λ max. Power Factor	η max. Efficiency <sup>(1)</sup>
DC 50W 24V VST BI	122772	50	24	2 A max.	-40...+45	70	0,97	> 90
DC 50W 12V VST BI	122776	50	12	4,2 A max.	-40...+45	70	0,97	> 88
DC 50W 48V VST BI	122780	50	48	1 A max.	-40...+45	70	0,97	> 90
DC 70W 24V VST BI <sup>(3)</sup>	122770	70 <sup>(3)</sup>	24	2,9 A max.	-40...+45	70	0,97	> 91
DC 70W 12V VST BI	122778	70	12	5,8 A max.	-40...+45	70	0,97	> 89
DC 70W 48V VST BI	122782	70	48	1,45 A max.	-40...+45	70	0,97	> 91
DC 150W 24V VST BI <sup>(4)</sup>	122774	150	24	6,25 A max.	-40...+45	75	0,98	> 94
DC 150W 48V VST BI <sup>(2)</sup>	122784	150	48	3 A max.	-40...+45	75	0,98	> 94

<sup>(1)</sup> Referred to V<sub>in</sub> = 230 V, 100% load - Riferito a V<sub>in</sub> = 230 V, carico 100%  
<sup>(2)</sup> Without KEMA - Senza KEMA / Without EL - Senza EL  
<sup>(3)</sup> Load allowed up to 75 W - Carico massimo 75 W

Accessories not supplied - Accessori non a corredo	
Article - Articolo	Code - Codice
dimmer SED 4.5A R57 (7.)	120300



Only for 12 V - 24 V max. 4,5 A  
Solo per versioni 12 V - 24 V max. 4,5 A

**Features**

- AC/DC electronic driver with output in voltage, specific for installations in compliance with the standards of lighting applications.
- Driver for built-in use.
- It can be used for lighting equipment in protection class I.
- Input and output terminal blocks on opposite sides.
- Single terminal block on primary (wire cross-section up to 0,5 - 2,5 mm<sup>2</sup> / AWG20 - AWG13).
- Double terminal blocks on secondary (wire cross-section up to 0,5 - 2,5 mm<sup>2</sup> / AWG20 - AWG13).
- Protections:
  - against overheating and short circuits;
  - against mains voltage spikes;
  - against overloads.
- Thermal protection = C.5.a.

**Caratteristiche**

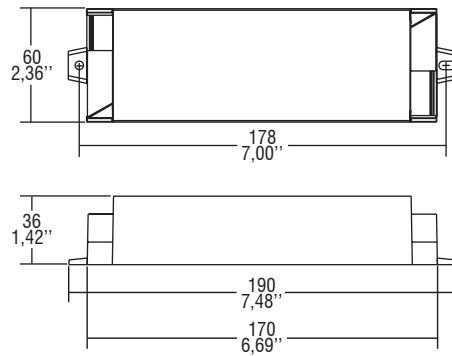
- Alimentatore elettronico tipo AC/DC con uscita in tensione specifico per installazioni con Norme settore illuminazione.
- Alimentatore da incorporare.
- Utilizzabile per apparecchi di illuminazione in classe di protezione I.
- Morsetti di entrata e uscita contrapposti.
- Singola morsettiera su primario (sezione cavo fino a 0,5 - 2,5 mm<sup>2</sup> / AWG20 - AWG13).
- Doppia morsettiera su secondario (sezione morsetto 0,5 - 2,5 mm<sup>2</sup> / AWG20 - AWG13).
- Protezioni:
  - termica e cortocircuito;
  - contro le extra-tensioni di rete;
  - contro i sovraccarichi.
- Protezione termica = C.5.a.



## Direct current electronic drivers Alimentatori elettronici in corrente continua

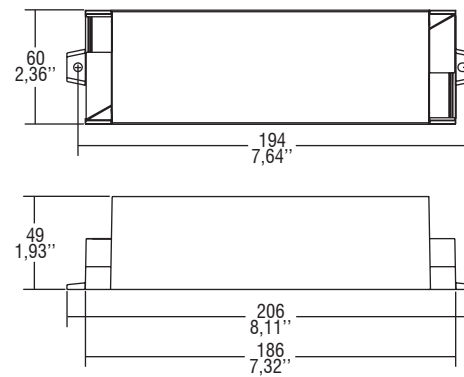
Made in Italy

**BUILT-IN SCREW FIXING** Weight - Peso gr. 260 / 9,17 oz.  
Pcs - Pezzi 25



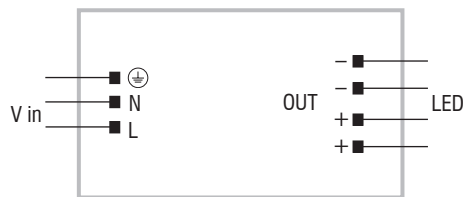
DC 50W 24V VST-BI  
DC 50W 48V VST-BI  
DC 70W 24V VST-BI  
DC 70W 48V VST-BI

**BUILT-IN SCREW FIXING** Weight - Peso gr. 300 / 10,58 oz.  
Pcs - Pezzi 20

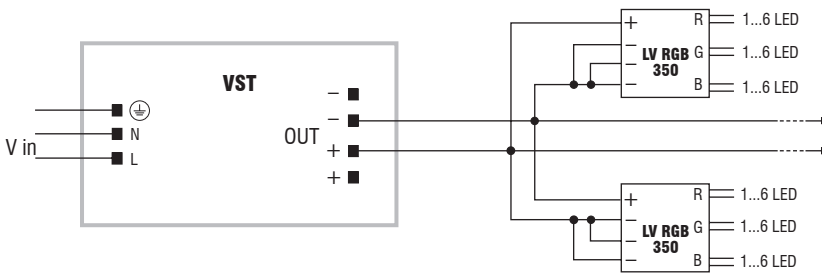


DC 50W 12V VST-BI  
DC 70W 12V VST-BI  
DC 150W 24V VST-BI  
DC 150W 48V VST-BI

### Wiring diagrams - Schemi di collegamento (Max. LED distance at page info8 - Massima distanza LED a pagina info8)



### Example of application - Esempio di applicazione



5.1.1

Constant voltage drivers - Compact case - Switchable  
Alimentatori a tensione costante - Formato compatto - Non regolabili