



MP 32 K2



MP 32 BI



**Rated Voltage**  
**Tensione Nominale**

110 ÷ 127 V <sup>(2)(4)</sup>  
 220 ÷ 240 V

**Frequency**  
**Frequenza**

50/60 Hz

**AC Operation range**  
**Tensione di utilizzo AC**

100 ÷ 264 V

**DC Operation range**  
**Tensione di utilizzo DC**

(see page info15)  
 170 ÷ 280 V

**Power**  
**Potenza**

1 ÷ 33 W

**Output current ripple**  
 $\leq 3\%$  <sup>(1)</sup>

**Reference Norms**  
**Norme di riferimento**

CSA C22.2 no. 223 <sup>(4)</sup>  
 EN 50172 (VDE 0108)  
 EN 55015  
 EN 61000-3-2  
 EN 61000-3-3  
 EN 61347-1  
 EN 61347-2-13  
 EN 61547  
 EN 62384  
 UL 1310 <sup>(4)</sup>  
 VDE 0710-T14

**Max. pcs for CB B16A**  
 (see page info17)  
 50 pcs

**In rush current**  
 5A 50 $\mu$ sec

Article Articolo	Code Codice	P out W	V out DC <sup>(1)</sup>	I out DC	V out max.	ta °C	tc °C	$\lambda$ max. Power Factor	$\eta$ max. Efficiency <sup>(1)</sup>		
MP 32 K2	122200	<b>Constant current output - Uscita in corrente costante</b>				55	-25...+50	75	0,98	> 88	
		17 (15 <sup>(2)</sup> )	2...47	350 mA cost.							
MP 32 BI <sup>(3)</sup>	122454	24 (15 <sup>(2)</sup> )	2...47	500 mA cost.							
		25 (15 <sup>(2)</sup> )	2...47	550 mA cost.							
		32 (15 <sup>(2)</sup> )	2...46	700 mA cost.							
		20 (33 <sup>(3)</sup> ) (15 <sup>(2)</sup> )	2...24 (39 <sup>(3)</sup> )	850 mA cost.							
		20 (33 <sup>(3)</sup> ) (15 <sup>(2)</sup> )	2...22 (37 <sup>(3)</sup> )	900 mA cost.							
		<b>Constant voltage output - Uscita in tensione costante</b>									
		10 (10 <sup>(2)</sup> )	10 cost.	1,05 A max.	-						
13 (13 <sup>(2)</sup> )	12 cost.	1,05 A max.	-								
20 (15 <sup>(2)</sup> )	24 cost.	1,05 A max.	-								

<sup>(1)</sup> Referred to  $V_m = 230$  V, 100% load - Riferito a  $V_m = 230$  V, carico 100%

<sup>(5)</sup> Only for **MP 32 K2**

**Features**

- Multipower driver supplied with dip-switch for the selection of the output current.
- IP20 independent driver, for indoor use (MP 32 K2).
- Class II protection against electric shock for direct or indirect contact (MP 32 K2).
- Driver for built-in use (MP 32 BI).
- It can be used for lighting equipment in protection class I and II (MP 32 BI).
- Active Power Factor Corrector.
- Current regulation  $\pm 5\%$  including temperature variations.
- Supplied with terminal cover and cable retainer.
- Input and output terminal blocks on the same side (wire cross-section up to 1,5 mm<sup>2</sup> / AWG15).
- Clamping screws on primary and secondary circuits for cables with diameter: min. 3 mm - max. 8 mm (MP 32 K2).
- Driver can be secured with slot for screws.
- Protections:
  - against overheating and short circuits;
  - against mains voltage spikes;
  - against overloads.
- Thermal protection = C.5.a.

**Caratteristiche**

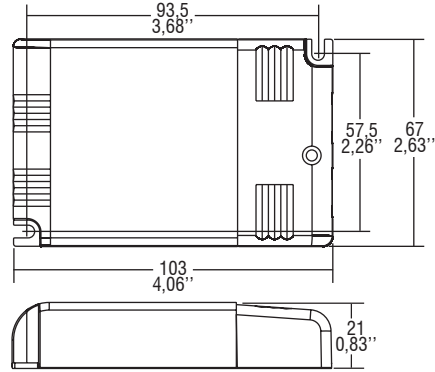
- Alimentatore multipotenza fornito di dip-switch per la selezione della corrente in uscita.
- Alimentatore indipendente IP20, per uso interno (MP 32 K2).
- Protetto in classe II contro le scosse elettriche per contatti diretti e indiretti (MP 32 K2).
- Alimentatore da incorporare (MP 32 BI).
- Utilizzabile per apparecchi di illuminazione in classe di protezione I e II (MP 32 BI).
- PFC attivo.
- Corrente regolata  $\pm 5\%$  incluse variazioni di temperatura.
- Fornito di coprimorsetto e serracavo.
- Morsetti di entrata e uscita sullo stesso lato (sezione cavo fino a 1,5 mm<sup>2</sup> / AWG15).
- Serracavo su primario e secondario per cavi di diametro: min. 3 mm - max. 8 mm (MP 32 K2).
- Fissaggio dell'alimentatore tramite asole per viti.
- Protezioni:
  - termica e cortocircuito;
  - contro le extra-tensioni di rete;
  - contro i sovraccarichi.
- Protezione termica = C.5.a.



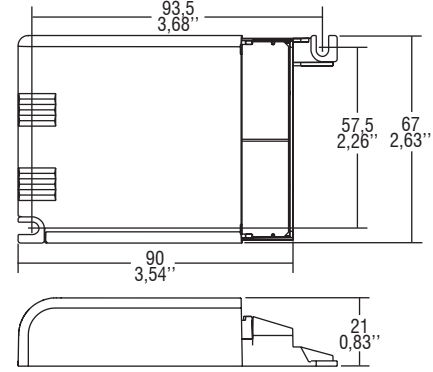
**Direct current electronic drivers with DIP-SWITCH**  
**Alimentatori elettronici in corrente continua con DIP-SWITCH**

Made in Italy

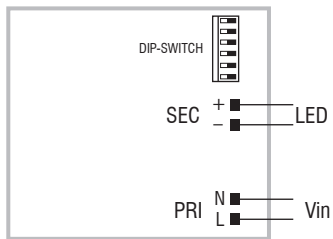
**IP 20** **SCREW FIXING** **Ø72** **2,83"** Weight - Peso gr. 120 / 4,20 oz.  
 Pcs - Pezzi 50  
 Compatible with ZHAGA (AS1)



**BUILT-IN** **SCREW FIXING** Weight - Peso gr. 100 / 3,50 oz.  
 Pcs - Pezzi 50  
 Compatible with ZHAGA (AS1)



**Wiring diagram - Schema di collegamento** (Max. LED distance on page info8 - Massima distanza LED a pagina info8)



**2.1**

Multipower DIP-SWITCH drivers - Compact case  
 Alimentatori multipotenza con DIP-SWITCH - Formato compatto