

## Direct current electronic drivers Alimentatori elettronici in corrente continua

Made in Italy

1.1

Single current drivers - Without PFC  
Alimentatori corrente singola - Senza PFC

constant CURRENT constant VOLTAGE



RIPPLE FREE



1=2kV DIFF. 2kV COMM. SAFETY PROTECTIONS

### Rated Voltage

Tensione Nominale

100 V <sup>(2)(3)</sup>  
100 ÷ 120 V <sup>(3)</sup>  
110 ÷ 240 V <sup>(4)</sup>

### Frequency

Frequenza  
50/60 Hz

### AC Operation range

Tensione di utilizzo AC  
100 ÷ 264 V

### DC Operation range

Tensione di utilizzo DC  
(see page info15)  
176 ÷ 276 V

### Power

Potenza  
0 ÷ 12 W

### Output current ripple

≤ 3% <sup>(1)</sup>

### Reference Norms

Norme di riferimento

CSA C22.2 no. 223 <sup>(2)</sup>  
EN 50172 (VDE 0108)  
EN 55015  
EN 61000-3-2  
EN 61000-3-3  
EN 61347-1  
EN 61347-2-13  
EN 61547  
UL 1310 <sup>(2)</sup>  
UL 8750 <sup>(2)</sup>  
VDE 0710-T14

### Max. pcs for CB B16A

(see page info17)  
27 pcs

### In rush current

27A 250µsec

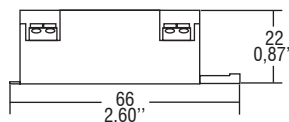
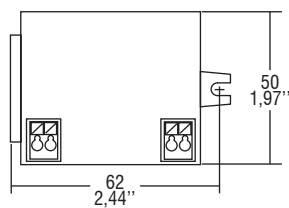
Article Articolo	Code Codice	P out W	V out DC <sup>(1)</sup>	I out DC	V out max.	ta °C	tc °C	λ max. Power Factor	η max. Efficiency <sup>(1)</sup>
DC 6W 210mA BMU <sup>(5)</sup>	122796	6,5 <sup>(2)(4)</sup>	3...33	210 mA cost.	36	-25...+60	80	0,54 (0,64 <sup>(2)</sup> ) C	> 75
DC 9W 280mA BMU <sup>(6)</sup>	122797	9 <sup>(2)(4)</sup>	3...33	280 mA cost.	36	-25...+55	80	0,54 (0,64 <sup>(2)</sup> ) C	> 75
DC 12W 350mA BMU	122790	12 <sup>(4)(10<sup>(2)</sup>)</sup>	2...31	350 mA cost.	36	-25...+50	80	0,54 (0,64 <sup>(2)</sup> ) C	> 80
DC 12W 500mA BMU	122794	12 <sup>(4)(10<sup>(2)</sup>)</sup>	2...24	500 mA cost.	25	-25...+50	80	0,54 (0,64 <sup>(2)</sup> ) C	> 81
DC 12W 700mA BMU	122792	12 <sup>(4)(10<sup>(2)</sup>)</sup>	2...16	700 mA cost.	19	-25...+50	80	0,54 (0,64 <sup>(2)</sup> ) C	> 80

<sup>(1)</sup> Referred to V<sub>in</sub> = 230 V, 100% load - Riferito a V<sub>in</sub> = 230 V, carico 100%

<sup>(5)</sup> Only ENEC 05 - KEMA KEUR / Pending UL - CCC

<sup>(6)</sup> Pending ENEC 05 - KEMA KEUR - UL - CCC

BUILT-IN SCREW FIXING Weight - Peso gr. 60 / 2,07 oz.  
Pcs - Pezzi 20

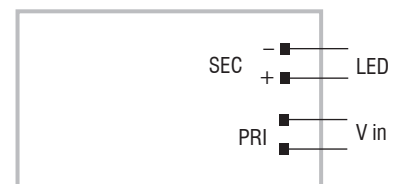


### Features

- Driver for built-in use.
- Input and output terminal blocks on the same side.
- It can be used for lighting equipment in protection class I and II.
- Single terminal block at the primary and secondary circuit (wire cross-section up to 1,5 mm<sup>2</sup> / AWG15).
- Driver can be secured with slot for screws.
- Ultra compact size.
- Protections:
  - against overheating and short circuits;
  - against mains voltage spikes;
  - against overloads.
- Current regulation -6 % + 5 % including temperature variations.

### Wiring diagram - Schema di collegamento

(Max. LED distance on page info8 - Massima distanza LED a pagina info8)



### Caratteristiche

- Alimentatore da incorporare.
- Morsetti di entrata e uscita sullo stesso lato.
- Utilizzabile per apparecchi di illuminazione in classe di protezione I e II.
- Singolo morsetto su primario e secondario (sezione cavo fino a 1,5 mm<sup>2</sup> / AWG15).
- Fissaggio dell'alimentatore tramite asole per viti.
- Dimensioni molto ridotte e compatte.
- Protezioni:
  - termica e cortocircuito;
  - contro le extra-tensioni di rete;
  - contro i sovraccarichi.
- Corrente regolata -6 % + 5 % incluse variazioni di temperatura.

7 YEARS WARRANTY 3% FAILURE RATE  
10 YEARS WARRANTY 5% FAILURE RATE

PRODUCER'S LIABILITY  
10 YEARS WARRANTY TO LEDS  
ACCORDING TO THE EUROPEAN CONDITIONS 2017