

SUPERSLIM 24 V IP54

Direct current electronic drivers
Alimentatori elettronici in corrente continua

Made in Italy 

constant VOLTAGE



RIPPLE FREE



Rated Voltage
Tensione Nominale
220 ÷ 240 V

Frequency
Frequenza
50/60 Hz

AC Operation range
Tensione di utilizzo AC
198 ÷ 264 V

DC Operation range
Tensione di utilizzo DC
(see page info15)
176 ÷ 276 V

Power
Potenza
3 ÷ 20 W

Output current ripple
≤ 3% ⁽¹⁾

Standards compliance
EN 50172 (VDE 0108)
EN 55015
EN 61000-3-2
EN 61000-3-3
EN 61347-1
EN 61347-2-13
EN 61547
EN 62384
VDE 0710-T14

Max. pcs for CB B16A
(see page info17)
50 pcs

In rush current
5A 50μsec

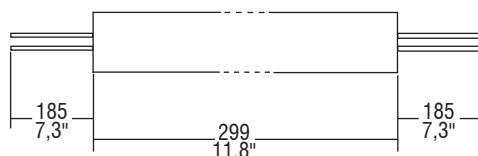
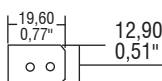
Article Articolo	Code Codice	P out W	V out DC	I out DC	U out V	ta °C	tc °C	λ Power Factor	η max. Efficiency ⁽¹⁾
SUPERSLIM 24V	127328								
SUPERSLIM 24V OF	1273280F	20	24	830 mA max.	27	-25...+45	80 ⁽³⁾	0,95 ⁽²⁾	>86

⁽¹⁾ Referred to $V_{in} = 230$ V, 100% load - Riferito a $V_{in} = 230$ V, carico 100%

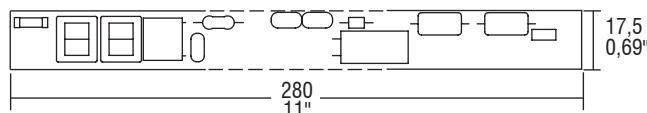
⁽²⁾ Pout > 8 W

⁽³⁾ For **OF** version see datasheet

IP 54 Weight - Peso gr. 73 / 2,58 oz.
Pcs - Pezzi 100

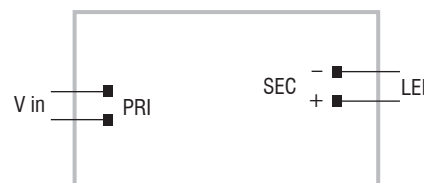


BUILT-IN Weight - Peso gr. 52 / 1,83 oz.
Pcs - Pezzi 100



Wiring diagram - Schema di collegamento

(Max. LED distance on page info8 - Massima distanza LED a pagina info8)



Features

- Driver for built-in use, case IP54 (SUPERSLIM 24V).
- Driver for built-in use without case (SUPERSLIM 24V OF).
- It can be used for lighting equipment in protection class I and II.
- Active Power Factor Corrector.
- Current regulation ±5 % including temperature variations.
- Cables on primary and secondary circuits for connection (cable length 20 cm / 7,87").
- Wires cross-section 0,5 mm² / AWG20.
- If the input cable is damaged it can only be replaced by authorized personnel.
- Protections:
 - against overheating and short circuits;
 - against mains voltage spikes;
 - against overloads.

Caratteristiche

- Alimentatore da incorporare, case IP54 (SUPERSLIM 24V).
- Alimentatore da incorporare senza involucro (SUPERSLIM 24V OF).
- Utilizzabile per apparecchi di illuminazione in classe di protezione I e II.
- PFC attivo.
- Corrente regolata ±5 % incluse variazioni di temperatura.
- Fornito di cavi su primario e secondario per il collegamento (lunghezza cavi 20 cm / 7,87").
- Sezione cavi 0,5 mm² / AWG20.
- Se il cavo di rete è danneggiato deve essere sostituito da personale autorizzato.
- Protezioni:
 - termica e cortocircuito;
 - contro le extra-tensioni di rete;
 - contro i sovraccarichi.

5.2.1

Constant voltage drivers - Linear case - Switchable
Alimentatori a tensione costante - Formato lineare - Non regolabili

7 YEARS WARRANTY
3% FAILURE RATE

10 YEARS WARRANTY
5% FAILURE RATE

PRODUCER'S LIABILITY
TCI

10 YEARS WARRANTY TO THE END
ACCORDING TO THE CE MARKING REGULATIONS
2014