

Direct current electronic drivers
Alimentatori elettronici in corrente continua

constant
VOLTAGE

**RIPPLE
FREE**

KEMA 110 M M F SELV 60V



DC 30W VPS LP



DC 75W VPS LP

ACTIVE PFC 1+2kV DIFF. 2kV COMM. SAFETY PROTECTIONS

Rated Voltage
Tensione Nominale
100 ÷ 240 V ⁽²⁾
200 ÷ 240 V ⁽³⁾

Frequency
Frequenza
50/60 Hz ⁽²⁾
50 Hz ⁽³⁾

AC Operation range
Tensione di utilizzo AC
90 ÷ 264 V ⁽²⁾
180 ÷ 264 V ⁽³⁾

Power
Potenza
0 ÷ 75 W

Maximum current output ripple
Max. ondulazione della corrente uscita
≤ 3% ⁽¹⁾

Reference Norms
Norme di riferimento:
EN 55015
EN 62493
EN 61000-3-3
EN 61347-1
EN 61347-2-13
EN 61547
IEC 62384

Max. pcs for CB B16A
(see page info17)
VPS 30W: 30 pcs
VPS 50W: 20 pcs
VPS 75W: 15 pcs

In rush current
VPS 30W: 70A 400μsec
VPS 50W: 80A 400μsec
VPS 75W: 80A 400μsec

Article Articolino	Code Codice	P out W	V out DC	I out DC	ta °C	tc °C	λ max. Power Factor	η max. Efficiency ⁽¹⁾
DC 30W 12V VPS LP ⁽³⁾	127900	30	12	2,5 A max.	-20...+45	80	0,96 ⁽¹⁾	> 85
DC 30W 24V VPS LP ⁽³⁾	127901	30	24	1,25 A max.	-20...+45	80	0,96 ⁽¹⁾	> 87
DC 50W 12V VPS LP ⁽²⁾	127902	50	12	4,17 A max.	-20...+45	80	0,90 ⁽⁴⁾	> 86
DC 50W 24V VPS LP ⁽²⁾	127903	50	24	2,08 A max.	-20...+45	80	0,90 ⁽⁴⁾	> 88
DC 75W 12V VPS LP ⁽²⁾	127904	75	12	6,25 A max.	-20...+45	80	0,90 ⁽⁴⁾	> 87
DC 75W 24V VPS LP ⁽²⁾	127905	75	24	3,125 A max.	-20...+45	80	0,90 ⁽⁴⁾	> 89

⁽¹⁾ Referred to V_{in} = 230 V, 100% load - Riferito a V_{in} = 230 V, carico 100%

⁽⁴⁾ Referred to V_{in} = 230 V, 100% load - Riferito a V_{in} = 230 V, carico 100%
λ > 0,95 @ Vin = 100 V

Accessories not supplied - Accessori non a corredo

Article - Articolino	Code - Codice
Dimmer SED 4.5A R57 (7.)	120300



Features

- AC/DC electronic driver with output in voltage, specific for installations in compliance with the standards of lighting applications.
- IP20 independent driver, for indoor use.
- Class II protection against electric shock for direct or indirect contact.
- Input and output terminal blocks on opposite sides.
- Single terminal block on primary and secondary (wire cross-section up to 0,5 - 0,75 mm² / AWG20 - AWG18).
- Driver can be secured with slot for screws.
- Protections:
 - against overheating and short circuits;
 - against mains voltage spikes;
 - against overloads.

Caratteristiche

- Alimentatore elettronico tipo AC/DC con uscita in tensione specifico per installazioni con Norme settore illuminazione.
- Alimentatore indipendente IP20, per uso interno.
- Protetto in classe II contro le scosse elettriche per contatti diretti e indiretti.
- Morsetti di entrata e uscita contrapposti.
- Singola morsettiera su primario e secondario (sezione cavo fino a 0,5 - 2,5 mm² / AWG20 - AWG18).
- Fissaggio dell'alimentatore tramite asole per viti.
- Protezioni:
 - termica e cortocircuito;
 - contro le extra-tensioni di rete;
 - contro i sovraccarichi.

5.1.1

Constant voltage drivers - Compact case - Switchable
Alimentatori a tensione costante - Formato compatto - Non regolabili

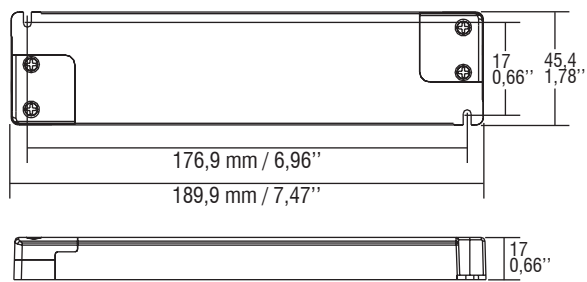
VPS LP - LOW PROFILE



Direct current electronic drivers Alimentatori elettronici in corrente continua

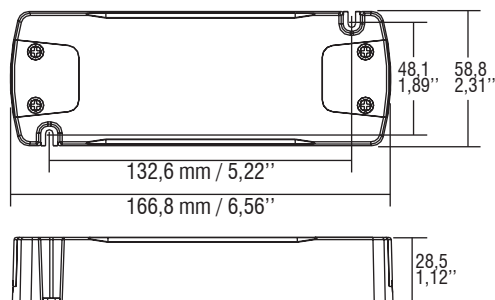
IP 20 **SCREW FIXING** **Ø50 1.97"** Weight - Peso gr. / oz.
Pcs - Pezzi 1

DC 30W VPS LP



IP 20 **SCREW FIXING** **Ø66 2.6"** Weight - Peso gr. 305 / oz.
Pcs - Pezzi 1


DC 50W VPS LP



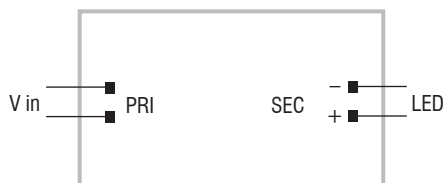
Wiring diagrams - Schemi di collegamento

(Max. LED distance at page info8 - Massima distanza LED a pagina info8)

DC 30W VPS LP

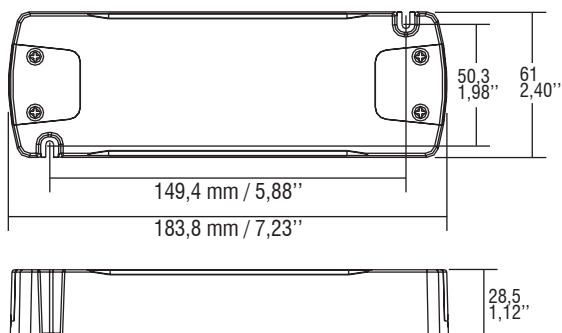


DC 50W VPS LP - DC 75W VPS LP



IP 20 **SCREW FIXING** **Ø68 2.7"** Weight - Peso gr. 300 / oz.
Pcs - Pezzi 1

DC 75W VPS LP



5.1.1

Constant voltage drivers - Compact case - Switchable
Alimentatori a tensione costante - Formato compatto - Non regolabili