

US 18/26/30 FIXED CURRENT

Direct current electronic drivers
Alimentatori elettronici con uscita stabilizzata in corrente

Made in Italy 

constant
CURRENT

**RIPPLE
FREE**

**277
Vin**

DAMP LOCATION  UL-CLASS2
C  US PENDING  



US



US LM

ACTIVE PFC  SAFETY PROTECTIONS 

Rated Voltage
Tensione Nominale
120 ÷ 277 V

Frequency
Frequenza
50/60 Hz

AC Operation range
Tensione di utilizzo AC
108 ÷ 305 V

Power
Potenza
10 ÷ 30 W










Output current ripple
≤ 3% ⁽¹⁾

Standards compliance
CSA C22.2 N.250.13-14
UL 1310
UL 8750
NEMA 410

IEC 60068-2-6 Fc
IEC 60068-2-27 Ea
IEC 62386-101
IEC 62386-102
IEC 62386-207

Max. pcs for CB B16A
(see page info17)
57 pcs

In rush current
10A 30μsec

Article Articolo	Code Codice	P out W	V out DC	tc °C	Case Involucro		Lateral windows Finestre laterali	
					Plastic Plastica	Metal Metallo	Without Senza	With Con
US 18/350mA	126152/350	10...18	26...52	80	✓			
US 26/500mA	126152/500	10...26	26...52					
US 30/700mA	126152/700	10...30	26...43					
US 18/350mA L	126152/350L	10...18	26...52	80	✓			
US 26/500mA L	126152/500L	10...26	26...52					
US 30/700mA L	126152/700L	10...30	26...43					
US 18/350mA M	126152/350M	10...18	26...52	75				
US 26/500mA M	126152/500M	10...26	26...52					
US 30/700mA M	126152/700M	10...30	26...43					

V out max.	60 V	
ta	126152	-25...+55 °C
	126152L	
ta	126152M	-25...+55 °C (25W max.)
λ Power Factor ⁽¹⁾	> 0,98	
η max. Efficiency ⁽¹⁾	> 87%	

⁽¹⁾ Referred to V_{in} = 120V/60Hz, 100% load
Riferito a V_{in} = 120V/60Hz, carico 100%

Features

- Available with or without metal case; provided with metal stud and wings.
- Comply with FCC (47, part 15) class A (277 Vin) and class B (120 Vin).
- Suitable for Dry and Damp location (UL).
- Push-in terminal blocks. Solid and stranded wires, AWG 18...22.
- Protections against: hot wire insertion, temperature, overload, short circuits, open load, reverse polarity of LED, over voltage.

Caratteristiche

- Disponibile con o senza contenitore di metallo; fornito con fissaggio di metallo e fissaggi laterali.
- Compatibile con FCC (47, part 15) class A (277 Vin) e class B (120 Vin).
- Utilizzabile in ambienti secchi e con condensa (UL).
- Morsetti push-in. Cavo rigido e multifilare, AWG 18...22.
- Protetto contro: inserimento a caldo, temperatura, sovraccarico, cortocircuito, circuito aperto, scambio polarità del LED, sovratensione.

7 YEARS WARRANTY
3% FAILURE RATE

10 YEARS WARRANTY
5% FAILURE RATE

PRODUCER'S LIABILITY
TCI

WARRANTY WITH ELECTRONIC COMPONENTS
10 YEARS
ACCORDING TO THE EUROPEAN DIRECTIVE
2002/95/EC

277 V input voltage drivers - Compact case switchable
Alimentatori per rete 277 V - Formato compatto non regolabili

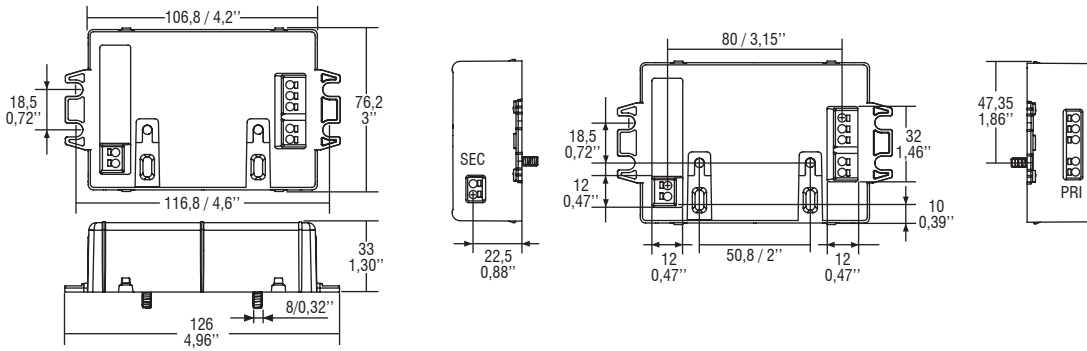
9.1

US 18/26/30 FIXED CURRENT

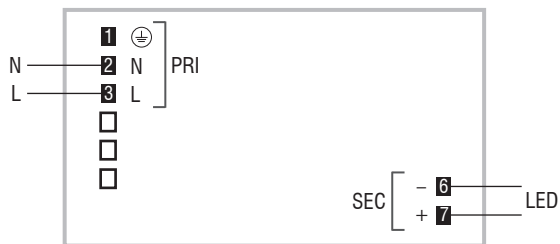
Direct current electronic drivers
Alimentatori elettronici con uscita stabilizzata in corrente

Made in Italy

BUILT-IN **SCREW FIXING** Weight - Peso gr. - / - oz.
 Pcs - Pezzi 1



Wiring diagram - Schema di collegamento (Max. LED distance on page info8 - Massima distanza LED a pagina info8)



277 V input voltage drivers - Compact case switchable
 Alimentatori per rete 277 V - Formato compatto non regolabili