

# US 18/26/30 FIXED CURRENT

Direct current electronic drivers  
Alimentatori elettronici con uscita stabilizzata in corrente

Made in Italy 

constant  
**CURRENT**

**RIPPLE  
FREE**

**277  
Vin**

DAMP LOCATION  UL-CLASS2  
C  US PENDING  



US



US LM

ACTIVE PFC  SAFETY PROTECTIONS 

**Rated Voltage**  
Tensione Nominale  
120 ÷ 277 V

**Frequency**  
Frequenza  
50/60 Hz

**AC Operation range**  
Tensione di utilizzo AC  
108 ÷ 305 V

**Power**  
Potenza  
10 ÷ 30 W










**Output current ripple**  
≤ 3% <sup>(1)</sup>

**Standards compliance**  
CSA C22.2 N.250.13-14  
UL 1310  
UL 8750  
NEMA 410

IEC 60068-2-6 Fc  
IEC 60068-2-27 Ea  
IEC 62386-101  
IEC 62386-102  
IEC 62386-207

**Max. pcs for CB B16A**  
(see page info17)  
57 pcs

**In rush current**  
10A 30μsec

Article Articolo	Code Codice	P out W	V out DC	tc °C	Case Involucro		Lateral windows Finestre laterali	
					Plastic Plastica	Metal Metallo	Without Senza	With Con
US 18/350mA	126152/350	10...18	26...52	80	✓			
US 26/500mA	126152/500	10...26	26...52					
US 30/700mA	126152/700	10...30	26...43					
US 18/350mA L	126152/350L	10...18	26...52	80	✓			
US 26/500mA L	126152/500L	10...26	26...52					
US 30/700mA L	126152/700L	10...30	26...43					
US 18/350mA M	126152/350M	10...18	26...52	75				
US 26/500mA M	126152/500M	10...26	26...52					
US 30/700mA M	126152/700M	10...30	26...43					

V out max.	60 V	
ta	126152	-25...+55 °C
	126152L	
ta	126152M	-25...+55 °C (25W max.)
λ Power Factor <sup>(1)</sup>	> 0,98	
η max. Efficiency <sup>(1)</sup>	> 87%	

<sup>(1)</sup> Referred to V<sub>in</sub> = 120V/60Hz, 100% load  
Riferito a V<sub>in</sub> = 120V/60Hz, carico 100%

## Features

- Available with or without metal case; provided with metal stud and wings.
- Comply with FCC (47, part 15) class A (277 Vin) and class B (120 Vin).
- Suitable for Dry and Damp location (UL).
- Push-in terminal blocks. Solid and stranded wires, AWG 18...22.
- Protections against: hot wire insertion, temperature, overload, short circuits, open load, reverse polarity of LED, over voltage.

## Caratteristiche

- Disponibile con o senza contenitore di metallo; fornito con fissaggio di metallo e fissaggi laterali.
- Compatibile con FCC (47, part 15) class A (277 Vin) e class B (120 Vin).
- Utilizzabile in ambienti secchi e con condensa (UL).
- Morsetti push-in. Cavo rigido e multifilare, AWG 18...22.
- Protetto contro: inserimento a caldo, temperatura, sovraccarico, cortocircuito, circuito aperto, scambio polarità del LED, sovratensione.

**7 YEARS WARRANTY**  
3% FAILURE RATE

**10 YEARS WARRANTY**  
5% FAILURE RATE

PRODUCER'S LIABILITY  
**TCI**

WARRANTY WITH ELECTRONIC COMPONENTS  
**10 YEARS**  
ACCORDING TO THE EUROPEAN DIRECTIVE 2002/95/EC

277 V input voltage drivers - Compact case switchable  
Alimentatori per rete 277 V - Formato compatto non regolabili

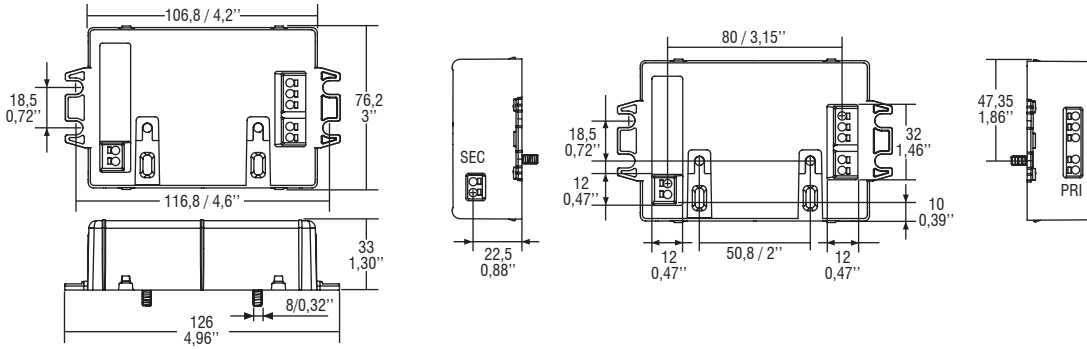
9.1

# US 18/26/30 FIXED CURRENT

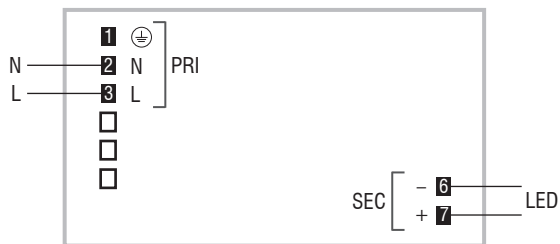
Direct current electronic drivers  
Alimentatori elettronici con uscita stabilizzata in corrente

Made in Italy

**BUILT-IN** **SCREW FIXING** Weight - Peso gr. - / - oz.  
Pcs - Pezzi 1



**Wiring diagram - Schema di collegamento** (Max. LED distance on page info8 - Massima distanza LED a pagina info8)



277 V input voltage drivers - Compact case switchable  
Alimentatori per rete 277 V - Formato compatto non regolabili

## 9.1