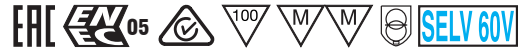


Direct current dimmable (TRAILING EDGE-LEADING EDGE) electronic drivers
Alimentatori elettronici dimmerabili (IGBT-TRIAC) in corrente continua

Made in Italy



DIM-TO-WARM



3.1.3

Dimmable multipower drivers - Compact case - PHASE CUT
 Alimentatori multipotenza regolabili - Formato compatto - TAGLIO DI FASE

Rated Voltage
Tensione Nominale
 220 ÷ 240 V

Frequency
Frequenza
 50-60 Hz

AC Operation range
Tensione di utilizzo AC
 198 ÷ 264 V

Power - Potenza
 3 ÷ 10 W

iTHD
 ≤ 10% ⁽¹⁾

Output current ripple
 ≤ 20% ⁽¹⁾

Standards compliance
 EN 55015
 EN 61000-3-2
 EN 61000-3-3
 EN 61347-1
 EN 61347-2-13
 EN 61547
 EN 62384
 VDE 0710-T14

Max. pcs for CB B16A
 (see page info17)
 50 pcs

In rush current
 2A 50µsec




Article Articolo	Code Codice	P out W	V out DC no dimming	V out DC dimming	I out DC	U out V	ta °C	tc °C	λ max. Power Factor	η max. Efficiency ⁽¹⁾
Constant current output - Uscita in corrente costante										
BMU MD 250	127396	7	12...28	14...28	250 mA cost.	35	-25...+45	70	0,9C	> 82 %
BMU MD 350	127390	10	8,5...28	12...28	350 mA cost.	35	-25...+45	70	0,9C - 0,96	> 82 %
BMU MD 500	127392	10	6...20	10...20	500 mA cost.	35	-25...+45	70	0,9C - 0,96	> 82 %
BMU MD 700	127394	10	3...14	6...14	700 mA cost.	25	-25...+45	70	0,8C - 0,96	> 82 %

⁽¹⁾ Referred to $V_m = 230$ V, 100% load - Riferito a $V_m = 230$ V, carico 100%

Accessories not supplied - Accessori non a corredo

Article - Articolo	Code - Codice
ETDU29 (12.2)	180426
ETD2E9 (12.2)	180427



Features

- Driver for built-in use.
- It can be used for lighting equipment in protection class I and II.
- Active Power Factor Corrector.
- Current regulation ±8 % including temperature variations.
- Input and output terminal blocks on the same side (wire cross-section up to 1,5 mm² / AWG15).
- Driver can be secured with slot for screws.
- Protections:
 - against overheating and short circuits;
 - against mains voltage spikes;
 - against overloads.
- Thermal protection = C.5.a.

Caratteristiche

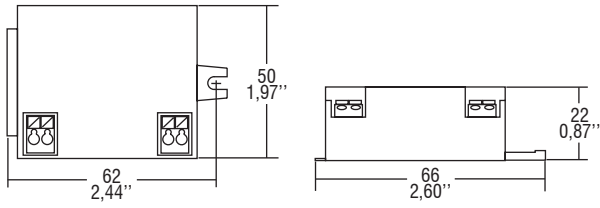
- Alimentatore da incorporare.
- Utilizzabile per apparecchi di illuminazione in classe di protezione I e II.
- PFC attivo.
- Corrente regolata ±8 % incluse variazioni di temperatura.
- Morsetti di entrata e uscita sullo stesso lato (sezione cavo fino a 1,5 mm² / AWG15).
- Fissaggio dell'alimentatore tramite asole per viti.
- Protezioni:
 - termica e cortocircuito;
 - contro le extra-tensioni di rete;
 - contro i sovraccarichi.
- Protezione termica = C.5.a.



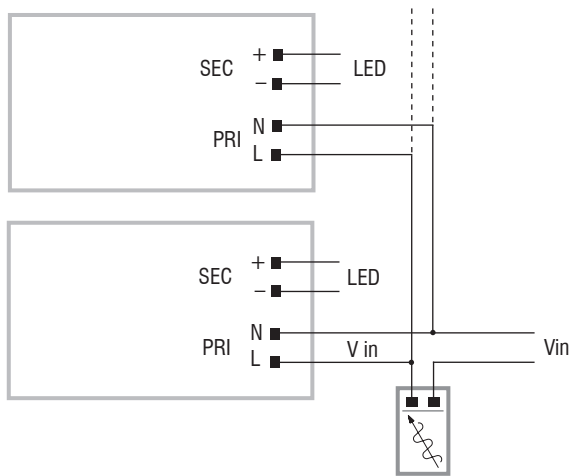
Direct current dimmable (TRAILING EDGE-LEADING EDGE) electronic drivers
Alimentatori elettronici dimmerabili (IGBT-TRIAC) in corrente continua

Made in Italy 

BUILT-IN SCREW FIXING  Weight - Peso gr. 60 / 2,1 oz.
 Pcs - Pezzi 70



Wiring diagram - Schema di collegamento (Max. LED distance on page info8 - Massima distanza LED a pagina info8)



3.1.3

Dimmable multipower drivers - Compact case - PHASE CUT
 Alimentatori multipotenza regolabili - Formato compatto - TAGLIO DI FASE