

constant  
**CURRENT**

**RIPPLE  
FREE**



2.2

Multipower DIP-SWITCH drivers - Linear case  
Alimentatori multipotenza con DIP-SWITCH - Formato lineare

**Rated Voltage**  
Tensione Nominale  
220 ÷ 240 V

**Frequency**  
Frequenza  
50/60 Hz

**AC Operation range**  
Tensione di utilizzo AC  
198 ÷ 264 V

**DC Operation range**  
Tensione di utilizzo DC  
(see page info15)  
176 ÷ 276 V

**Power**  
Potenza  
1 ÷ 25 W

**Output current ripple**  
≤ 3% <sup>(1)</sup>

**Standards compliance**  
EN 50172 (VDE 0108)  
EN 55015  
EN 61000-3-2  
EN 61000-3-3  
EN 61347-1  
EN 61347-2-13  
EN 61547  
EN 62384  
VDE 0710-T14

**Max. pcs for CB B16A**  
(see page info17)  
50 pcs

**In rush current**  
5A 50μsec

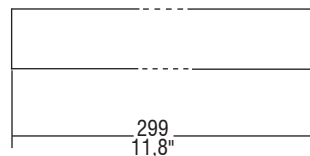
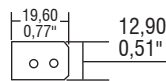
Article Articolo	Code Codice	P out W	V out DC	I out DC	U out V	ta °C	tc °C	λ Power Factor	η max. Efficiency <sup>(1)</sup>
<b>SUPERSLIM MM</b>	127335	18	2...52	350 mA cost.	59	-25... +50	90 <sup>(3)</sup>	0,98 <sup>(2)</sup>	>86
<b>SUPERSLIM MM OF</b>	1273350F	20	2...52	400 mA cost.					
		23	2...52	450 mA cost.					
		25	2...50	500 mA cost.					

<sup>(1)</sup> Referred to  $V_m = 230$  V, 100% load - Riferito a  $V_m = 230$  V, carico 100%

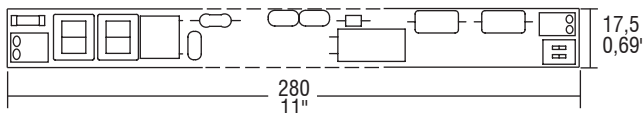
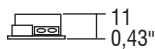
<sup>(2)</sup>  $\lambda = 0,9$  C Pout > 5 W

<sup>(3)</sup> For **OF** version see datasheet

**IP 54** Weight - Peso gr. 73 / 2,6 oz.  
Pcs - Pezzi 100

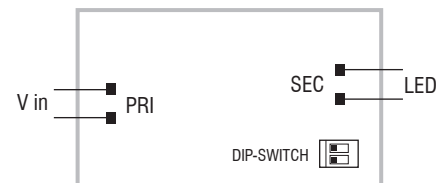


**BUILT-IN** Weight - Peso gr. 52 / 1,8 oz.  
Pcs - Pezzi 100



**Wiring diagram - Schema di collegamento**

(Max. LED distance on page info8 - Massima distanza LED a pagina info8)



**Features**

- Multipower driver supplied with internal dip-switch for the selection of the output current.
- Driver for built-in use, case IP54 (SUPERSLIM).
- Driver for built-in use without case (SUPERSLIM OF).
- It can be used for lighting equipment in protection class I and II.
- Active Power Factor Corrector.
- Current regulation ±5 % including temperature variations.
- Input and output terminal blocks on the opposite side, wire cross-section 0,5 - 1,5 mm<sup>2</sup> / AWG23 - AWG18.
- Protections:
  - against overheating and short circuits;
  - against mains voltage spikes;
  - against overloads.

**Caratteristiche**

- Alimentatore multipotenza fornito di dip-switch interno per la selezione della corrente in uscita.
- Alimentatore da incorporare, case IP54 (SUPERSLIM).
- Alimentatore da incorporare senza involucro (SUPERSLIM OF).
- Utilizzabile per apparecchi di illuminazione in classe di protezione I e II.
- PFC attivo.
- Corrente regolata ±5 % incluse variazioni di temperatura.
- Morsetti di entrata e uscita su lati contrapposti, sezione cavo 0,5 - 1,5 mm<sup>2</sup> / AWG23 - AWG18.
- Protezioni:
  - termica e cortocircuito;
  - contro le extra-tensioni di rete;
  - contro i sovraccarichi.

**7 YEARS WARRANTY**  
3% FAILURE RATE

**10 YEARS WARRANTY**  
5% FAILURE RATE

**PRODUCER'S LIABILITY**  
TCI

**10 YEARS WARRANTY TO THE END USER**  
ACCORDING TO THE CE MARKING REGULATIONS 2014