

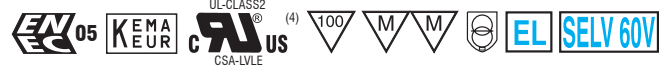
Direct current electronic drivers
Alimentatori elettronici in corrente continua

Made in Italy 

1.1

Single current drivers - Without PFC
Alimentatori corrente singola - Senza PFC

constant CURRENT constant VOLTAGE



RIPPLE FREE



1=2kV DIFF. 2kV COMM. SAFETY PROTECTIONS

Rated Voltage
Tensione Nominale
100 ÷ 120 V ⁽²⁾
220 ÷ 240 V

Frequency
Frequenza
50/60 Hz

AC Operation range
Tensione di utilizzo AC
100 ÷ 264 V

DC Operation range
Tensione di utilizzo DC
(see page info15)
176 ÷ 264 V

Power
Potenza
0 ÷ 15 W

Output current ripple
≤ 3% ⁽¹⁾

Reference Norms
Norme di riferimento
CSA C22.2 no. 223 ⁽⁴⁾
EN 50172 (VDE0108)
EN 55015
EN 61000-3-2
EN 61000-3-3
EN 61347-1
EN 61347-2-13
EN 61547
UL 1310 ⁽⁴⁾
VDE 0710-T14

Max. pcs for CB B16A
(see page info17)
27 pcs

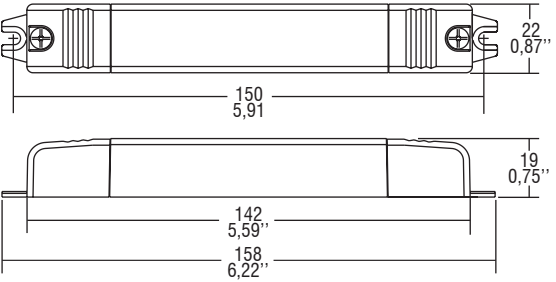
In rush current
27A 250µsec

Article Articolo	Code Codice	P out W	V out DC ⁽¹⁾	I out DC	V out max.	ta °C	tc °C	λ max. Power Factor	η max. Efficiency ⁽¹⁾
Constant current output - Uscita in corrente costante									
DC 12W 300mA SLIM/U ⁽³⁾	122447	12 (6 ⁽²⁾)	2...40	300 mA cost.	44	-25...+50	80	0,6 C	82
DC 15W 350mA SLIM/U	122440	15 (6 ⁽²⁾)	2...40	350 mA cost.	44	-25...+50	80	0,6 C	82
DC 14W 500mA SLIM/U	122448	14 (6 ⁽²⁾)	2...28	500 mA cost.	29	-25...+50	80	0,6 C	81
DC 11W 700mA SLIM/U	122441	11 (6 ⁽²⁾)	2...16,5	700 mA cost.	18	-25...+50	80	0,6 C	77
Constant voltage output - Uscita in tensione costante									
DC 13W 12V SLIM/U	122444	13 (6 ⁽²⁾)	12 cost.	1,08 A max.	-	-25...+50	80	0,6 C	80
DC 13W 24V SLIM/U	122442	13 (6 ⁽²⁾)	24 cost.	540 mA max.	-	-25...+50	80	0,6 C	80

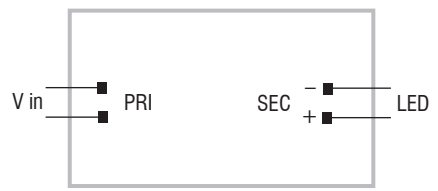
⁽¹⁾ Referred to V_m = 230 V, 100% load - Riferito a V_m = 230 V, carico 100%
⁽²⁾ Pending ENEC - KEMA
⁽³⁾ Pending ENEC - KEMA
⁽⁴⁾ Only for **DC 15W 350mA SLIM/U**

IP 20 **SCREW FIXING** Ø32 1,26" Weight - Peso: gr. 55 / 2,07 oz. Pcs - Pezzi 50

Compatible with ZHAGA (BM5)



Wiring diagram - Schema di collegamento
(Max. LED distance on page info8 - Massima distanza LED a pagina info8)



- Features**
- IP20 independent driver, for indoor use.
 - Class II protection against electric shock for direct or indirect contact.
 - Supplied with terminal cover and cable retainer.
 - Input and output terminal blocks on opposite sides (wire cross-section up to 2,5 mm² / AWG13).
 - Single terminal block on primary and secondary circuit.
 - Clamping screws on primary and secondary circuits for cables with diameter: min. 3 mm - max. 8 mm.
 - Driver can be secured with slot for screws.
 - Protections:
 - against overheating and short circuits;
 - against mains voltage spikes;
 - against overloads.

- Caratteristiche**
- Alimentatore indipendente IP20, per uso interno.
 - Protetto in classe II contro le scosse elettriche per contatti diretti e indiretti.
 - Fornito di coprimorsetto e serracavo.
 - Morsetti di entrata e uscita contrapposti (sezione cavo fino a 2,5 mm² / AWG13).
 - Singola morsettiera su primario e secondario.
 - Serracavo su primario e secondario per cavi di diametro: min. 3 mm - max. 8 mm.
 - Fissaggio dell'alimentatore tramite asole per viti.
 - Protezioni:
 - termica e cortocircuito;
 - contro le extra-tensioni di rete;
 - contro i sovraccarichi.

7 YEARS WARRANTY 3% FAILURE RATE
10 YEARS WARRANTY 5% FAILURE RATE

PRODUCER'S LIABILITY TCI
10 YEARS WARRANTY TO LEDS ACCORDING TO THE EUROPEAN CONDITIONS 2017