

Direct current electronic drivers  
Alimentatori elettronici in corrente continua

Made in Italy

1.2

Single current drivers - With PFC  
Alimentatori corrente singola - Con PFC

constant  
**CURRENT**

**RIPPLE  
FREE**



SUPER PRO



SUPER PRO BI



**Rated Voltage**  
Tensione Nominale  
220 ÷ 240 V

**Frequency**  
Frequenza  
50/60 Hz

**AC Operation range**  
Tensione di utilizzo AC  
198 ÷ 264 V

**DC Operation range**  
Tensione di utilizzo DC  
(see page info15)  
176 ÷ 275 V

**Power**  
Potenza  
1 ÷ 42 W

**Typical output current ripple**  
≤ 3% <sup>(1)</sup>

**Reference Norms**  
Norme di riferimento  
EN 50172 (VDE 0108)  
EN 55015  
EN 61000-3-2  
EN 61000-3-3  
EN 61347-1  
EN 61347-2-13  
EN 61547  
EN 62384  
VDE 0710-T14

**Max. pcs for CB B16A**  
(see page info17)  
50 pcs

**In rush current**  
5A 50µsec

Article Articolo	Code Codice	P out W max	V out DC	I out DC	V out max.	ta °C	tc °C	λ Power Factor	η max. Efficiency <sup>(1)</sup>
<b>SUPER PRO 16/350</b>	127530N	16	15...46	350 mA cost.	59	-25...+50	70	0,95 <sup>(2)</sup>	> 85
<b>SUPER PRO 16/350 BI</b>	127531								
<b>SUPER PRO 23/500</b>	127532N	23	15...46	500 mA cost.	59	-25...+50	75 70	0,95 <sup>(2)</sup>	> 85
<b>SUPER PRO 23/500 BI</b>	127533								
<b>SUPER PRO 32/700</b>	127534N	32	15...45	700 mA cost.	59	-25...+45 -25...+50	75	0,95 <sup>(2)</sup>	> 88
<b>SUPER PRO 32/700 BI</b>	127535								
<b>SUPER PRO 38/900</b>	127536N	38	15...42	900 mA cost.	55	-25...+40 -25...+45	75	0,95 <sup>(2)</sup>	> 85
<b>SUPER PRO 38/900 BI</b>	127537								
<b>SUPER PRO 42/1050</b>	127538N	42	15...40	1,05 A cost.	55	-25...+40 -25...+45	80	0,95 <sup>(2)</sup>	> 85
<b>SUPER PRO 42/1050 BI</b>	127539								

<sup>(1)</sup> Referred to  $V_m = 230$  V, 100% load - Riferito a  $V_m = 230$  V, carico 100%

<sup>(2)</sup> Pout > 12 W

### Features

- IP20 independent driver, for indoor use (SUPER PRO).
- Class II protection against electric shock for direct or indirect contact (SUPER PRO).
- Driver for built-in use (SUPER PRO BI).
- It can be used for lighting equipment in protection class I and II (SUPER PRO BI).
- Active Power Factor Corrector.
- Current regulation ± 5 % including temperature variations.
- Input and output terminal blocks on opposite sides (wire cross-section up to 1,5 mm<sup>2</sup> / AWG15).
- Clamping screws on primary and secondary circuits for cables with diameter: min. 2 mm - max. 11 mm (SUPER PRO).
- Driver can be secured with slot for screws.
- Protections:
  - against overheating and short circuits;
  - against mains voltage spikes;
  - against overloads.
- Thermal protection = C.5.a.

### Caratteristiche

- Alimentatore indipendente IP20, per uso interno (SUPER PRO).
- Protetto in classe II contro le scosse elettriche per contatti diretti e indiretti (SUPER PRO).
- Alimentatore da incorporare (SUPER PRO BI).
- Utilizzabile per apparecchi di illuminazione in classe di protezione I e II (SUPER PRO BI).
- PFC attivo.
- Corrente regolata ± 5 % incluse variazioni di temperatura.
- Morsetti di entrata e uscita contrapposti (sezione cavo fino a 1,5 mm<sup>2</sup> / AWG15).
- Serracavo su primario e secondario per cavi di diametro: min. 2 mm - max. 11 mm (SUPER PRO).
- Fissaggio dell'alimentatore tramite asole per viti.
- Protezioni:
  - termica e cortocircuito;
  - contro le extra-tensioni di rete;
  - contro i sovraccarichi.
- Protezione termica = C.5.a.

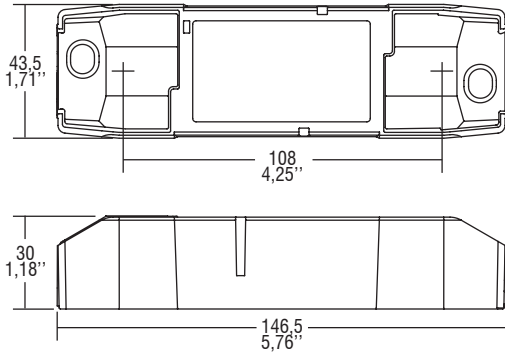


# SUPER PRO

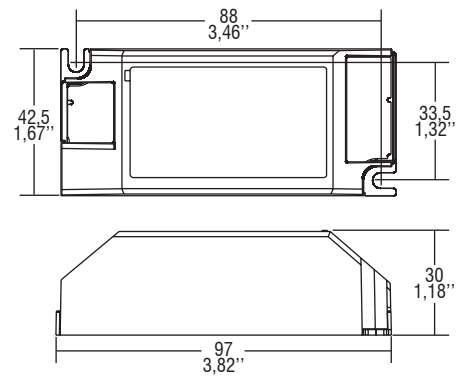
## Direct current electronic drivers Alimentatori elettronici in corrente continua

Made in Italy


**IP 20** **SCREW FIXING** Ø54 2,13" Weight - Peso gr. 105 / 3,7 oz. Pcs - Pezzi 40



**BUILT-IN** **SCREW FIXING** Weight - Peso gr. 98 / 3,7 oz. Pcs - Pezzi -



### Wiring diagram - Schema di collegamento (Max. LED distance on page info8 - Massima distanza LED a pagina info8)



1.2  
Single current drivers - With PFC  
Alimentatori corrente singola - Con PFC