

**Rated Current
Corrente Nominale**

210 mA
250 mA
290 mA

**Rated Voltage
Tensione Nominale**

6,9 V
7 V
7,1 V

**Power
Potenza**

1,5 W
1,7 W
2 W

**OLED colour
Colore OLED**

White / Bianco

**Reference Norms
Norme di riferimento:**

EN 55015
UL 8752

Article Articolo	Code Codice ⁽¹⁾	CRI	CCT	Flux lm (25°C ta)	Typ Current (mA)	Typ Voltage (V)	Power (W)	Max. Current (mA)	ta °C	Lifetime LT70 @Tc = 35°C
WHITE OLED	462603000	> 86	3000K	60lm	210mA	7,1V	1,5W	500mA	0...+ 60	50000 h
WHITE OLED	462603007	> 92	3000K	60lm	250mA	6,9V	1,7W	500mA	0...+ 60	45000 h
WHITE OLED	462603001	> 92	4000K	60lm	290mA	7V	2W	500mA	0...+ 60	40000 h

⁽¹⁾ The OLED lighting panels are also available with connector (code / FC)
I pannelli OLED sono anche disponibili provvisti di connettore (codice / FC)

Main features

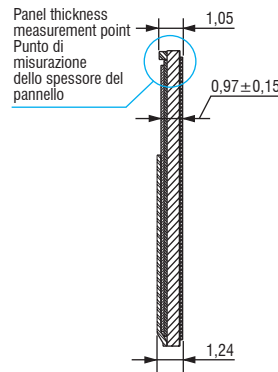
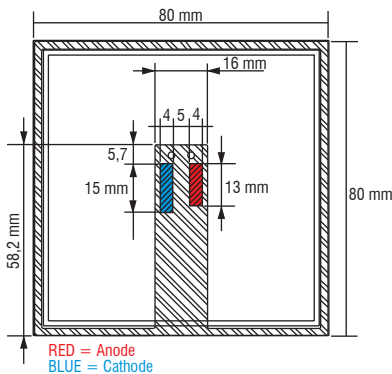
- Opaque surface.
- Square OLED lighting panel for built-in use.
- Extremely thin and light.
- Dimmable with TCI drivers.
- Colour tolerance within 3 MacAdam.
- Perfect light uniformity.
- Self dissipating.
- The OLED lighting panels are not protected against voltage spikes, overloads and short circuits.their maximum performance is guaranteed in combination with TCI drivers only.
- The OLED lighting panels must be used and stored according to the product datasheet.

Caratteristiche principali

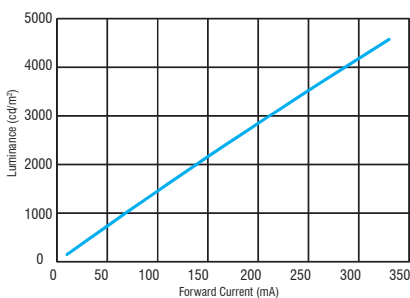
- Superficie opaca.
- Pannello OLED quadrato da incorporare.
- Estremamente sottile e leggero.
- Dimmerabile con alimentatori TCI.
- Tolleranza di colore 3MacAdam.
- Perfetta uniformità luminosa.
- Autodissipante.
- I pannelli OLED non sono protetti contro extratensioni, sovraccarichi e cortocircuiti. Le loro massime prestazioni sono garantite unicamente con driver TCI.
- I pannelli OLED devono essere usati e stoccati secondo quanto indicato nel datasheet di prodotto.

Technical features - Caratteristiche tecniche

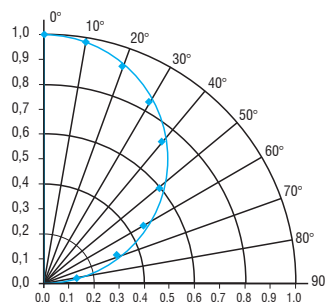
Weight - Peso 0,63 oz. / gr. 18 - Pcs - Pezzi 1



Standard optical characteristics - Caratteristiche ottiche standard



Forward current / luminance (ta = 25°C)
Rapporto corrente / luminanza (ta = 25°C)



Luminaire flux pattern (If=210mA / ta=25°C)
Distribuzione flusso (If=210mA / ta=25°C)