

constant CURRENT

CRI
>80
>90

Rated Current

150 mA
200 mA
250 mA

Power

5 W
6,7 W
8,5 W

Available (CCT) colour temperature

3000 K
4000 K

6

LED SPOTS

2700 K on request - su richiesta
5000 K on request - su richiesta
5700 K on request - su richiesta
6500 K on request - su richiesta

Beam angle

20°
35°
55°

Ambient temperature

ta: -20...+45 °C
(Only for tc ≤ 90 °C)

Module temperature

tc max: 90 °C

Standards compliance

EN 55015
EN 61347-1
EN 61547
EN 62031
EN 62471

Article Articolò	Code Codice	Temp. Color Colore	Typ Current (I typ) mA	Flux Im ⁽¹⁾ (I typ 25°C) tc	Flux Im ⁽¹⁾ (I typ 80°C) tc	V	Power W	Efficacy Tc 25°C lm/W	Efficacy Tc 80°C lm/W	ta °C	tc °C	CRI	Beam angle	
LED SPOT 600 CRI 80	128415/830/20	3000K	150	693	630	33,3	5	174	162	-20...+45	90	>80	20°	
			200	904	821	33,8	6,7	168	156	-20...+45				
			250	1106	1004	34,3	8,5	162	150	-20...+35				
	128415/830/35	3000K	3000K	150	693	630	33,3	5	174	162	-20...+45	90	>80	35°
				200	904	821	33,8	6,7	168	156	-20...+45			
				250	1106	1004	34,3	8,5	162	150	-20...+35			
	128415/830/55	3000K	3000K	150	693	630	33,3	5	174	162	-20...+45	90	>80	55°
				200	904	821	33,8	6,7	168	156	-20...+45			
				250	1106	1004	34,3	8,5	162	150	-20...+35			
	128415/840/20	4000K	4000K	150	727	660	33,3	5	183	170	-20...+45	90	>80	20°
				200	949	862	33,8	6,7	176	164	-20...+45			
				250	1160	1053	34,3	8,5	170	158	-20...+35			
	128415/840/35	4000K	4000K	150	727	660	33,3	5	183	170	-20...+45	90	>80	35°
				200	949	862	33,8	6,7	176	164	-20...+45			
				250	1160	1053	34,3	8,5	170	158	-20...+35			
	128415/840/55	4000K	4000K	150	727	660	33,3	5	183	170	-20...+45	90	>80	55°
				200	949	862	33,8	6,7	176	164	-20...+45			
				250	1160	1053	34,3	8,5	170	158	-20...+35			
LED SPOT 600 CRI 90	128415/930/20	3000K	150	589	535	33,3	5	148	138	-20...+45	90	>90	20°	
			200	769	698	33,8	6,7	143	132	-20...+45				
			250	940	854	34,3	8,5	138	128	-20...+35				
	128415/930/35	3000K	3000K	150	589	535	33,3	5	148	138	-20...+45	90	>90	35°
				200	769	698	33,8	6,7	143	132	-20...+45			
				250	940	854	34,3	8,5	138	128	-20...+35			
	128415/930/55	3000K	3000K	150	589	535	33,3	5	148	138	-20...+45	90	>90	55°
				200	769	698	33,8	6,7	143	132	-20...+45			
				250	940	854	34,3	8,5	138	128	-20...+35			
	128415/940/20	4000K	4000K	150	727	660	33,3	5	157	145	-20...+45	90	>90	20°
				200	949	862	33,8	6,7	151	140	-20...+45			
				250	1160	1053	34,3	8,5	146	135	-20...+35			
	128415/940/35	4000K	4000K	150	727	660	33,3	5	157	145	-20...+45	90	>90	35°
				200	949	862	33,8	6,7	151	140	-20...+45			
				250	1160	1053	34,3	8,5	146	135	-20...+35			
	128415/940/55	4000K	4000K	150	727	660	33,3	5	157	145	-20...+45	90	>90	55°
				200	949	862	33,8	6,7	151	140	-20...+45			
				250	1160	1053	34,3	8,5	146	135	-20...+35			

⁽¹⁾ The written flux includes the 20% losses due to the reflector - Il flusso riportato include la perdita del 20% dovuta al riflettore

Main features

- LED SPOT for built-in use.
- Polycarbonate spotlight 50mm diameter.
- PMMA diffusing or transparent lens to cover the spotlight.
- Minimum colour tolerance: 3MacAdam (3SDCM).
- Perfect light uniformity.
- Anodized aluminium heat sink.
- Provided with power wires and tear-proof cable clamps.
- Emitting angle: 20°/35°/55°.
- High efficiency of the system in combination with TCI drivers.
- The use is guaranteed in combination with TCI drivers only.

Caratteristiche principali

- SPOT LED da incorporare.
- Riflettore in policarbonato Diametro 50 mm.
- Lente diffondente o trasparente in PMMA a copertura del riflettore.
- Minima tolleranza di colore: 3MacAdam (3SDCM).
- Perfetta uniformità di luce.
- Dissipatore in alluminio anodizzato.
- Provvisto di cavi di alimentazione e fissacavo antistrappo.
- Angolo di emissione: 20°/35°/55°.
- Alta efficienza del sistema in combinazione con driver TCI.
- L'utilizzo è garantito in combinazione con driver TCI.

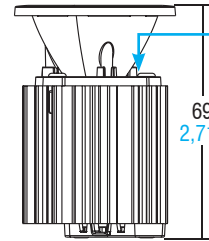
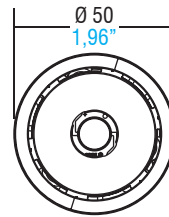
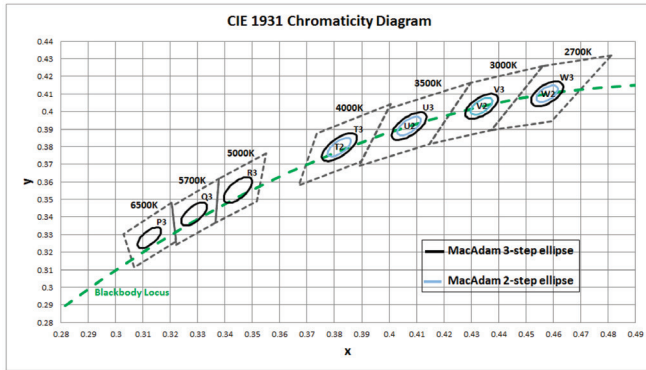


LED spots

Technical features - Caratteristiche tecniche

Chromaticity region & Coordinates ($I_f = 360 \text{ mA}$, $T_j = 85 \text{ °C}$)

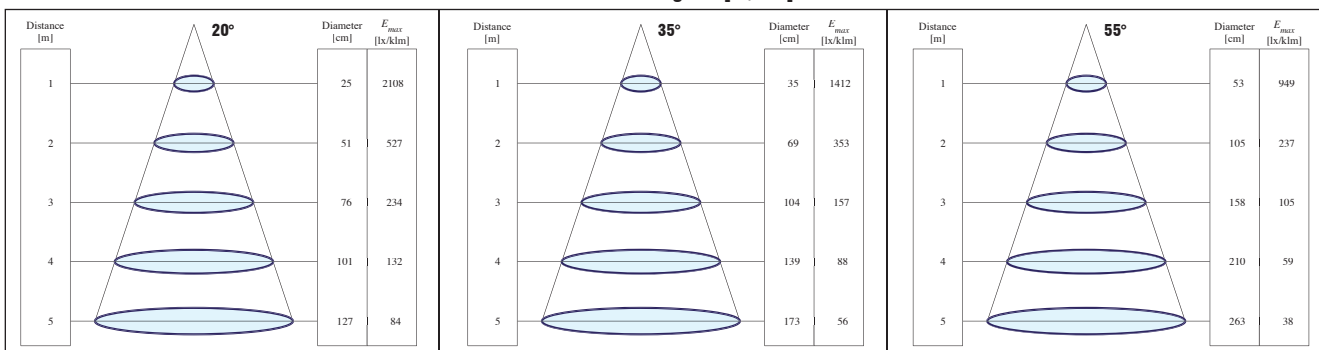
LED SPOT 600 (Weight/Peso 3,17 oz. / gr. 90 - Pcs/Pezzi 1)



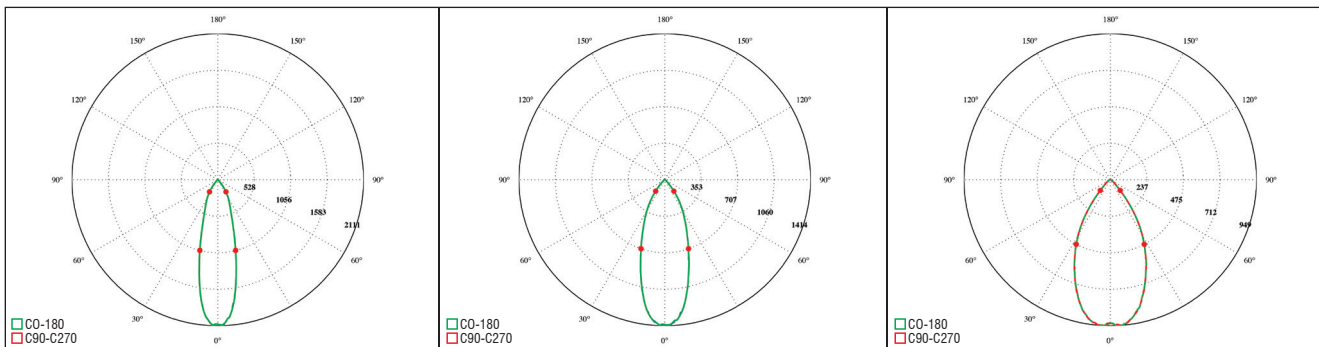
The **tc point** is on the welding point between the COB and the black wire

tc point è preso sul punto di saldatura tra piazzola COB e filo nero

Illuminance Diagram [Lx/klm]



Polar Intensity Plot [cd/klm]



I dati indicati sono stati rilevati a CCT 4000K CRI>90 @250mA, $T_c = 80 \text{ °C}$

LED driver choice table - Tabella di scelta driver

Article	Current	Power	Standard Driver		Standard Driver PFC > 0,9		Dimmable 1-10V & PUSH		Dimmable DALI	
			Article	Code	Article	Code	Article	Code	Article	Code
LED SPOT 600	150	5	MP 15	122360	UNIVERSALE LC	122203	MINIJOLLY LC	123401-151401	-	-
	200	7	MP 15	122360	UNIVERSALE LC	122203	MINIJOLLY LC	123401-151401	-	-
	250	8,7	MP 15	122360	UNIVERSALE 20	122201	MINIJOLLY LC	123401-151401	MINIJOLLY DALI	125403-151403
			DCC 10W 250mA US	122358	UNIVERSALE LC	122203				

Article	Code	Rated Voltage	P out W ⁽¹⁾	V out	dimension (mm)	Ø mm	Efficiency (100%) ⁽¹⁾	ta °C	tc °C	Power Factor λ	Dimmable
DCC 10W 250mA	122358	110-240	10	43	115x34x19	40	73	-25+50	75	0,6 C	NO
MP 15	122360	100-240	15 (10)	41,5	115x34x19	40	82	-25+50	75	0,6 C	NO
UNIVERSALE 20 LC	122203	220-240	20	55	110x52x22	55	>87	-25+50	75	0,95	NO
MINIJOLLY	125400-151400	110-240	20	43	110x52x22	55	>87	-25+50	80	0,95	1...10V - PUSH
MINIJOLLY LC	123401-151401	110-240	20	43	110x52x22	55	>87	-25+45	75	0,95	1...10V - PUSH
MINIJOLLY DALI	125403-151403	110-240	20	43	110x52x22	55	>87	-25+45	75	0,95	DALI

⁽¹⁾ Referred to $V_{in} = 230 \text{ V}$, 100% load - Riferito a $V_{in} = 230 \text{ V}$, carico 100%

For additional technical informations please visit our website: www.tci.it