


Direct current dimmable electronic drivers with DIP-SWITCH
Alimentatori elettronici regolabili in corrente continua con DIP-SWITCH

Made in Italy



DC MINIJOLLY HV PLV



DC MINIJOLLY HV PLV BI



Article Articolo	Code Codice	P out W	V out DC ⁽¹⁾	I out DC	U out V	ta °C	tc °C	λ max. Power Factor	η max. Efficiency ⁽¹⁾	
DC MINIJOLLY HV PLV	123394	Constant current output - Uscita in corrente costante				59	-25...+50	80 ⁽⁴⁾	0,94 C ⁽³⁾	> 86
		13 (13 ⁽²⁾)	15...53	250 mA cost.						
DC MINIJOLLY HV PLV BI	123394BI	17 (15 ⁽²⁾)	5...52	350 mA cost.						
		20 (15 ⁽²⁾)	5...50	400 mA cost.						
		20 (15 ⁽²⁾)	2...44	450 mA cost.						
		20 (15 ⁽²⁾)	2...40	500 mA cost.						
		20 (15 ⁽²⁾)	2...37	550 mA cost.						
		20 (15 ⁽²⁾)	2...34	600 mA cost.						
		20 (15 ⁽²⁾)	2...29	700 mA cost.						
		Constant voltage output - Uscita in tensione costante								
16 (15 ⁽²⁾)	24 cost.	700 mA max.								
20 (15 ⁽²⁾)	48 cost.	700 mA max.								

⁽¹⁾ Referred to $V_{in} = 230$ V, 100% load - Riferito a $V_{in} = 230$ V, carico 100%

⁽³⁾ $P_{out} > 10$ W

⁽⁴⁾ $T_c = 70^\circ\text{C}$ for $P_{out} \leq 16$ W

3.1.8

Dimmable multipower drivers - Compact case - PLV
Alimentatori multipotenza regolabili - Formato compatto - PLV

Rated Voltage
Tensione Nominale
110 ÷ 127 V⁽²⁾
220 ÷ 240 V

Frequency
Frequenza
50-60 Hz

AC Operation range
Tensione di utilizzo AC
99 ÷ 264 V

DC Operation range
Tensione di utilizzo DC
(see page info15)
176 ÷ 280 V

Power - Potenza
1 ÷ 20 W

iTHD
≤ 10%⁽¹⁾

Output current ripple
≤ 3%⁽¹⁾

Standards compliance

CSA C22.2 no. 223⁽²⁾
EN 50172 (VDE 0108)
EN 55015
EN 61000-3-2
EN 61000-3-3
EN 61347-1
EN 61347-2-13
EN 61547
EN 62384
UL 1310⁽²⁾
VDE 0710-T14

Max. pcs for CB B16A
(see page info17)
50 pcs


In rush current
5A 50μsec

Features

- Multipower driver supplied with dip-switch for the selection of the output current.
- IP20 independent driver, for indoor use (DC MINIJOLLY HV PLV).
- Class II protection against electric shock for direct or indirect contact (DC MINIJOLLY HV PLV).
- Driver for built-in use (DC MINIJOLLY HV PLV BI).
- It can be used for lighting equipment in protection class I and II (DC MINIJOLLY HV PLV BI).
- Active Power Factor Corrector.
- Current regulation ±5 % including temperature variations.
- Input and output terminal blocks on the same side (wire cross-section up to 1,5 mm² / AWG15).
- Clamping screws on primary and secondary circuits for cables with diameter: PRI 5-8 mm / SEC 3-5 mm DC MINIJOLLY HV PLV).
- Protections:
 - against overheating and short circuits;
 - against mains voltage spikes;
 - against overloads.
- Thermal protection = C.5.a.
- Double output impedance for use in household electrical appliances.

Caratteristiche

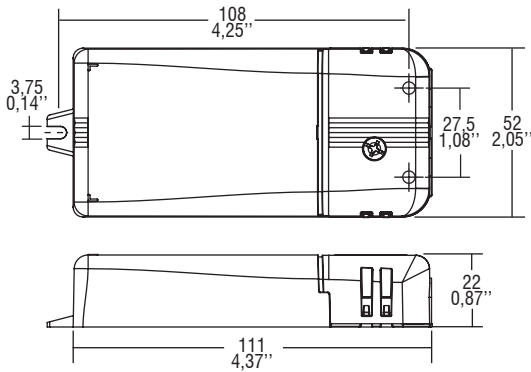
- Alimentatore multipotenza fornito di dip-switch per la selezione della corrente in uscita.
- Alimentatore indipendente IP20, per uso interno (DC MINIJOLLY HV PLV).
- Protetto in classe II contro le scosse elettriche per contatti diretti e indiretti (DC MINIJOLLY HV PLV).
- Alimentatore da incorporare (DC MINIJOLLY HV PLV BI).
- Utilizzabile per apparecchi di illuminazione in classe di protezione I e II (DC MINIJOLLY HV PLV BI).
- PFC attivo.
- Corrente regolata ±5 % incluse variazioni di temperatura.
- Morsetti di entrata e uscita sullo stesso lato (sezione cavo fino a 1,5 mm² / AWG15).
- Serracavo su primario e secondario per cavi di diametro: PRI 5-8 mm / SEC 3-5 mm (DC MINIJOLLY HV PLV).
- Protezioni:
 - termica e cortocircuito;
 - contro le extra-tensioni di rete;
 - contro i sovraccarichi.
- Protezione termica = C.5.a.
- Doppia impedenza d'uscita per l'utilizzo in apparecchi elettrodomestici.



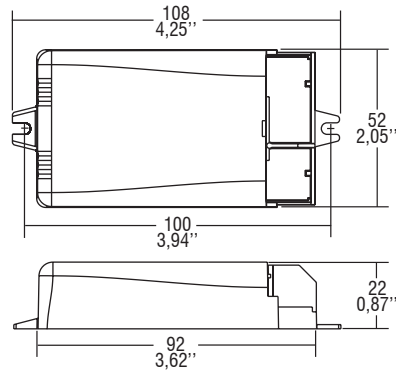
Direct current dimmable electronic drivers with DIP-SWITCH
Alimentatori elettronici regolabili in corrente continua con DIP-SWITCH

Made in Italy

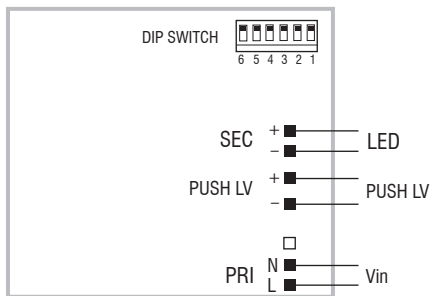
IP 20 **SCREW FIXING** **Ø55** **2,17"** Weight - Peso gr. 108 / 3,8 oz.
 Pcs - Pezzi 50



BUILT-IN **SCREW FIXING** Weight - Peso gr. 98 / 3,5 oz.
 Pcs - Pezzi 50



Wiring diagram - Schema di collegamento (Max. LED distance on page info8 - Massima distanza LED a pagina info8)



PUSH diagram - Collegamento PUSH

3.1.8

Dimmable multipower drivers - Compact case - PLV
 Alimentatori multipotenza regolabili - Formato compatto - PLV