

Direct current electronic drivers Alimentatori elettronici in corrente continua

Made in Italy

1.1

Single current drivers - Without PFC
Alimentatori corrente singola - Senza PFC

constant CURRENT constant VOLTAGE



RIPPLE FREE



1=2kV DIFF. 2kV COMM. SAFETY PROTECTIONS

Rated Voltage Tensione Nominale

100 V ⁽²⁾⁽³⁾
100 ÷ 120 V ⁽³⁾
110 ÷ 240 V ⁽⁴⁾

Frequency Frequenza

50/60 Hz

AC Operation range Tensione di utilizzo AC

100 ÷ 264 V

DC Operation range Tensione di utilizzo DC

(see page info15)
176 ÷ 276 V

Power Potenza

0 ÷ 12 W

Output current ripple ≤ 3% ⁽¹⁾

Reference Norms Norme di riferimento

CSA C22.2 no. 223 ⁽²⁾
EN 50172 (VDE 0108)
EN 55015
EN 61000-3-2
EN 61000-3-3
EN 61347-1
EN 61347-2-13
EN 61547
UL 1310 ⁽²⁾
UL 8750 ⁽²⁾
VDE 0710-T14

Max. pcs for CB B16A

(see page info17)
27 pcs

In rush current

27A 250µsec

Article Articolo	Code Codice	P out W	V out DC ⁽¹⁾	I out DC	V out max.	ta °C	tc °C	λ max. Power Factor	η max. Efficiency ⁽¹⁾
DC 6W 210mA BMU ⁽⁵⁾	122796	6,5 ⁽²⁾⁽⁴⁾	3...33	210 mA cost.	36	-25...+60	80	0,54 (0,64 ⁽²⁾) C	> 75
DC 9W 280mA BMU ⁽⁶⁾	122797	9 ⁽²⁾⁽⁴⁾	3...33	280 mA cost.	36	-25...+55	80	0,54 (0,64 ⁽²⁾) C	> 75
DC 12W 350mA BMU	122790	12 ⁽⁴⁾ (10 ⁽²⁾)	2...31	350 mA cost.	36	-25...+50	80	0,54 (0,64 ⁽²⁾) C	> 80
DC 12W 500mA BMU	122794	12 ⁽⁴⁾ (10 ⁽²⁾)	2...24	500 mA cost.	25	-25...+50	80	0,54 (0,64 ⁽²⁾) C	> 81
DC 12W 700mA BMU	122792	12 ⁽⁴⁾ (10 ⁽²⁾)	2...16	700 mA cost.	19	-25...+50	80	0,54 (0,64 ⁽²⁾) C	> 80

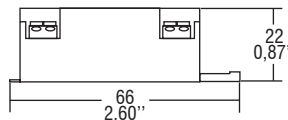
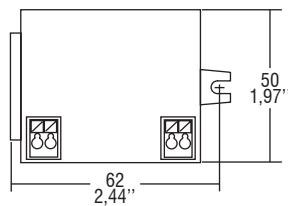
⁽¹⁾ Referred to V_{in} = 230 V, 100% load - Riferito a V_{in} = 230 V, carico 100%

⁽⁵⁾ Only ENEC 05 - KEMA KEUR / Pending UL - CCC

⁽⁶⁾ Pending ENEC 05 - KEMA KEUR - UL - CCC

BUILT-IN SCREW FIXING

Weight - Peso gr. 60 / 2,07 oz.
Pcs - Pezzi 20

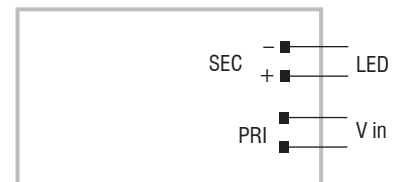


Features

- Driver for built-in use.
- Input and output terminal blocks on the same side.
- It can be used for lighting equipment in protection class I and II.
- Single terminal block at the primary and secondary circuit (wire cross-section up to 1,5 mm² / AWG15).
- Driver can be secured with slot for screws.
- Ultra compact size.
- Protections:
 - against overheating and short circuits;
 - against mains voltage spikes;
 - against overloads.
- Current regulation -6 % + 5 % including temperature variations.

Wiring diagram - Schema di collegamento

(Max. LED distance on page info8 - Massima distanza LED a pagina info8)



Caratteristiche

- Alimentatore da incorporare.
- Morsetti di entrata e uscita sullo stesso lato.
- Utilizzabile per apparecchi di illuminazione in classe di protezione I e II.
- Singolo morsetto su primario e secondario (sezione cavo fino a 1,5 mm² / AWG15).
- Fissaggio dell'alimentatore tramite asole per viti.
- Dimensioni molto ridotte e compatte.
- Protezioni:
 - termica e cortocircuito;
 - contro le extra-tensioni di rete;
 - contro i sovraccarichi.
- Corrente regolata -6 % + 5 % incluse variazioni di temperatura.

7 YEARS WARRANTY 3% FAILURE RATE
10 YEARS WARRANTY 5% FAILURE RATE

PRODUCER'S LIABILITY
10 YEARS WARRANTY TO LEDS
ACCORDING TO THE EUROPEAN CONDITIONS 2017