

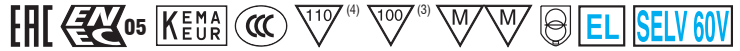
## Direct current electronic drivers Alimentatori elettronici in corrente continua

Made in Italy

Single current drivers - Not dimmable  
Alimentatori corrente singola - Non regolabili

1

constant  
**CURRENT**



**Rated Voltage**  
**Tensione Nominale**  
220 ÷ 240 V

**Frequency**  
**Frequenza**  
50-60 Hz

**DC Operation range**  
**Tensione di utilizzo DC**  
(see page info15)  
176 ÷ 264 V

**Power - Potenza**  
9 ÷ 25 W

**THD**  
≤ 10% <sup>(1)</sup>

**Output current ripple**  
± 20% <sup>(1)</sup>

**Standards compliance**

EN 55015  
EN 60335-1  
EN 61000-3-2  
EN 61000-3-3  
EN 61347-1  
EN 61347-2-13  
EN 61547  
EN 62384  
VDE 0710 T14

**Max. pcs for CB B16A**  
(see page info17)  
50 pcs

**In rush current**  
2A 50µsec

Article Articolo	Code Codice	P out W	V out DC	I out DC	U out V	ta °C	tc °C	λ max. Power Factor	η max. Efficiency <sup>(1)</sup>
<b>DC 18W 350mA W HPF</b> <sup>(3)</sup>	127132	18	25...51	350 mA cost.	59	-20...+45	70	0,98	> 89 %
<b>DC 16W 400mA W HPF</b> <sup>(3)(7)</sup>	127133	16	22...40	400 mA cost.	59	-20...+45	70	0,97	> 88 %
<b>DC 20W 500mA W HPF</b> <sup>(3)</sup>	127134	20	22...40	500 mA cost.	59	-20...+45	70	0,98	> 89 %
<b>DC 25W 600mA W HPF</b> <sup>(4)(5)</sup>	127131	25	22...41,5	600 mA cost.	59	-20...+45	75	0,98	> 88 %
<b>DC 25W 700mA W HPF</b> <sup>(4)(5)</sup>	127130	25	15...36	700 mA cost.	48	-20...+45	75	0,98	> 88 %
<b>DC 23W 900mA W HPF</b> <sup>(2)(4)(6)</sup>	127138	23	12...25	900 mA cost.	40	-20...+45	70	0,98	> 87 %
<b>DC 22W 1050mA W HPF</b> <sup>(4)(6)</sup>	127136	22	10...21	1,05 A cost.	35	-20...+45	70	0,98	> 86 %

<sup>(1)</sup> Referred to  $V_{in} = 230 V$ , 100% load - Riferito a  $V_{in} = 230 V$ , carico 100%

<sup>(2)</sup> Suitable for cree module LMH020

<sup>(3)</sup> If mounted on flammable surfaces  $t_c \leq 60^\circ C$  - Se montato su superfici infiammabili  $t_c \leq 60^\circ C$

<sup>(4)</sup> If mounted on flammable surfaces  $t_c \leq 65^\circ C$  - Se montato su superfici infiammabili  $t_c \leq 65^\circ C$

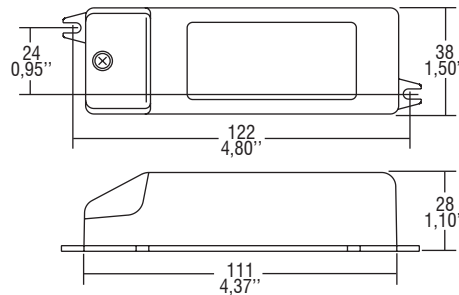
<sup>(7)</sup> Without EL and DC operation - Senza EL e funzionamento DC

**Light output level in DC operation: Factory default 100% EOfi=1**

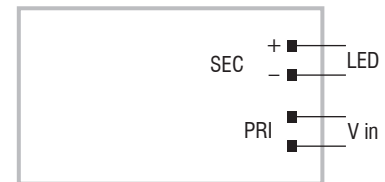
**Livello di emissione luminosa in funzionamento DC: Impostazioni di fabbrica 100% EOfi=1**



Weight - Peso:  
gr. 93 / 3,3 oz.  
Pcs - Pezzi 50



**Wiring diagram - Schema di collegamento**  
(Max. LED distance on page info8 - Massima distanza LED a pagina info8)



**Features**

- IP20 independent driver, for indoor use.
- Class II protection against electric shock for direct or indirect contact.
- Current regulation  $\pm 7\%$  including temperature variations.
- Supplied with terminal cover and cable retainer.
- Input and output terminal blocks on the same side (wire cross-section up to 2,5 mm<sup>2</sup> / AWG13).
- Single terminal block on primary and secondary circuits.
- Clamping screws on primary and secondary circuits for cables with diameter: min. 3 mm - max. 6 mm.
- Driver can be secured with slot for screws.
- Protections:
  - against overheating and short circuits;
  - against mains voltage spikes;
  - against overloads.

**Caratteristiche**

- Alimentatore indipendente IP20, per uso interno.
- Protetto in classe II contro le scosse elettriche per contatti diretti e indiretti.
- Corrente regolata  $\pm 7\%$  incluse variazioni di temperatura.
- Fornito di coprimorsetto e serracavo.
- Morsetti di entrata e uscita sullo stesso lato (sezione cavo fino a 2,5 mm<sup>2</sup> / AWG13).
- Singola morsetteria su primario e secondario.
- Serracavo su primario e secondario per cavi di diametro: min. 3 mm - max. 6 mm.
- Fissaggio dell'alimentatore tramite asole per viti.
- Protezioni:
  - termica e cortocircuito;
  - contro le extra-tensioni di rete;
  - contro i sovraccarichi.

