

DIMMER JOLLY

4 in 1 dimmer DALI, PUSH, 1-10V, PHASE CUT

Made in Italy 



Rated Voltage
Tensione Nominale
12 ÷ 48 V

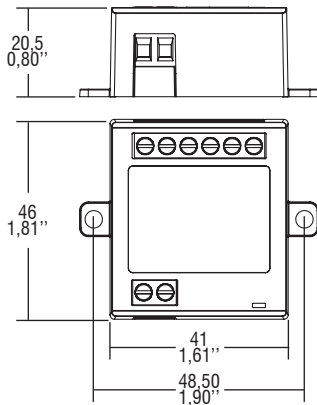
Standards compliance

- EN 62386-101
- EN 62386-102
- EN 62386-207

Article Articolo	Code Codice	V out DC	I out DC	ta °C
DIMMER JOLLY 4 IN 1	181215	12/24/48 Vdc	10 A max.	-20... +50

Weight - Peso gr. 210 / 7,4 oz.
Pcs - Pezzi 1

Rated voltage	Power
12 V	120 W
24 V	240 W
48 V	480 W



Accessories not supplied - Accessori non a corredo	
Article - Articolo	Code - Codice
ETDU29 (12.2)	180426
ETD2E9 (12.2)	180427

MARCA	DISPOSITIVO
BTICINO	K4411C, 4411C, L4411C, N4411C, NT4411C, L4411N*, N4411N*, NT4411N*
VIMAR	ARKÉ 19595, PLANA 14135*, PLANA 14135.1 PLANA 14136.1, PLANA 14139, PLANA 14595, EIKON 20595.0, LINEA 30805
ANEWLAB	PUSH-230V-AI, DALI-230V, DALI-230V-500W, DALI-230V-1KW
TECNEL	TE7636, TE7637
FINDER	TYPE 15,91
RELCO	RTMOMEGA A RN 0865*

MARCA	DISPOSITIVO
DALCNET	DAC-230-1CH-DALI, DAC230-1CH
ARENALUCI	LC1019ZGSAC-HP
EKINEX	EK-GD1-TP-4-HV, EK-GD1-TP-4-HV-N EK-GD2-TP-1-HV, EK-GD2-1-HV, EK-GD2-DL-1-HV, EK-GD1-DL-4-HV
SUNRICHER	SR-ZG9101SAC-HP, SR-2303SAC-HP
LEF	KEYDIMECOTC
GEWISS	CHORUSMART, GEWGWA1221

*(necessario carico aggiunto all'uscita del dimmer taglio di fase)

Features

- Dimmer with isolated push input, potentiometer/0-10V/1-10V active and passive, switch, sensor, phase cut, DALI2 DT6 and DALI2 DT6 high compatibility for voltage current converters
- Master/slave functionality.
- Programmable timed switching on.
- Menu for minimum dimming change, fade ON-OFF, curve type and frequency setup (flicker free) accessible via the entry button
- LED indicating correct power supply.
- Power supply and output terminals 0.05 ÷ 3 mm² (30 ÷ 12 AWG).
- PWM frequency: 390Hz-3000Hz.
- Protection against: polarity inversion, short circuit, open circuit, spikes voltage.
- Power delivered 120W a 12V, 240W a 24V, 480W a 48V.

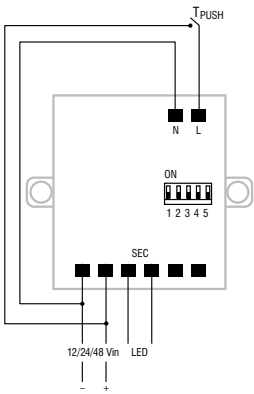
Caratteristiche

- Dimmer con ingresso push isolato, potenziometro/0-10V/1-10V attivo e passivo, interruttore, sensore, taglio di fase, DALI2 DT6 e DALI2 DT6 alta compatibilità per convertitori tensione corrente.
- Funzionalità master/slave.
- Accensione temporizzata programmabile.
- Menù per cambio minimo dimmerazione, fade ON-OFF, tipo curva e setup frequenza (flicker free) accessibile tramite pulsante di ingresso.
- Led di segnalazione corretta alimentazione.
- Morsetti alimentazione e uscita 0,05 ÷ 3 mm² (30 ÷ 12 AWG).
- Frequenza PWM: 390Hz-3000Hz.
- Protezione da: inversione polarità, cortocircuito, circuito aperto, picchi di tensione.
- Potenza erogata 120W a 12V, 240W a 24V, 480W a 48V.

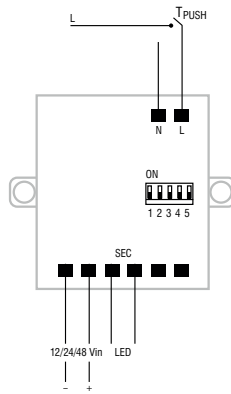
Accessories and other products - DALI accessories
Accessori e altri prodotti - Accessori DALI

12.4

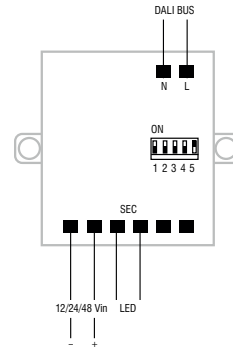
Wiring diagram - Schema di collegamento (Max. LED distance on page info8 - Massima distanza LED a pagina info8)



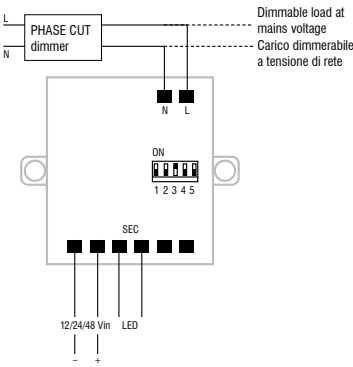
PUSH SWITCH diagram
Collegamento PUSH SWITCH



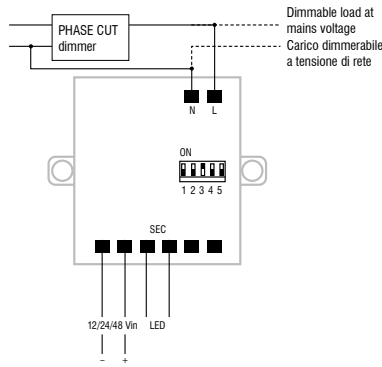
PUSH diagram
Collegamento PUSH



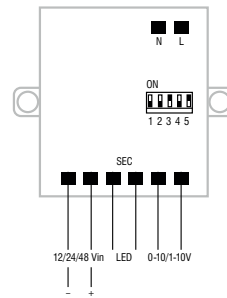
DALI diagram
Collegamento DALI



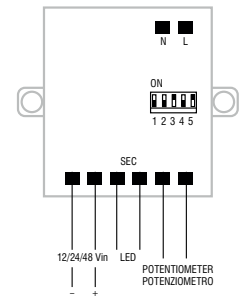
PHASE CUT 2 poles diagram
Collegamento TAGLIO DI FASE 2 poli



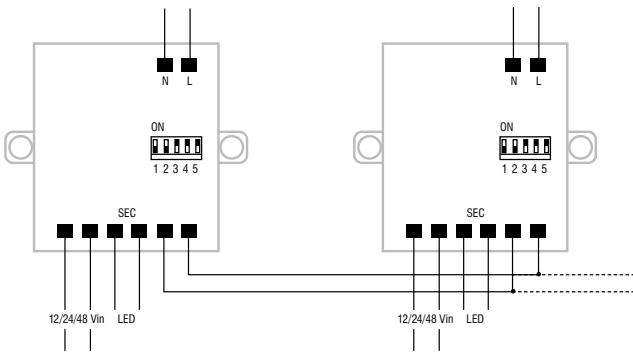
PHASE CUT 1 pole diagram
Collegamento TAGLIO DI FASE 1 polo fase tagliata



0...10V / 1...10V diagram
Collegamento 0...10V / 1...10V



47Kohm linear potentiometer diagram
Collegamento potenziometro lineare 47Kohm



SYNC diagram
Collegamento SYNC

Max. 6 synchronised dimmer of which only one can be controlled from different points (1 Master + 5 Slaves).
Max. 6 dimmer sincronizzati, di cui uno solo comandato da uno o più punti (1 Master + 5 Slaves).