

## Direct current electronic drivers with DIP-SWITCH Alimentatori elettronici in corrente continua con DIP-SWITCH

constant  
**CURRENT**



# 2.1

**RIPPLE FREE**

Pst LM ≤ 1  
SVM ≤ 0,4



Accessories not supplied - Accessori non a corredo	
Article - Articolo	Code - Codice
<sup>(7)</sup> Strain relief for independent use (set of 2 pcs)	488787570K1
<sup>(7)</sup> Coperchietto per uso indipendente (set di 2 pz)	

Minimum order 50 pcs - ordine minimo 50 pezzi



**Rated Voltage**  
Tensione Nominale  
220 ÷ 240 V

**Frequency**  
Frequenza  
50-60 Hz

**AC Operation range**  
Tensione di utilizzo AC  
198 ÷ 264 V

**Power - Potenza**  
3 ÷ 42 W

**iTHD**  
≤ 15% <sup>(1)</sup>

**Output current ripple**  
≤ 3% <sup>(1)</sup>

**Standards compliance**  
EN 55015  
EN 61000-3-2  
EN 61347-1  
EN 61347-2-13  
EN 61547  
EN 62384

**Max. pcs for CB B16A**  
(see page info17)  
50 pcs

**In rush current**  
10W: 5A 150μsec  
15W / 21W: 5A 120μsec  
30W: 6A 170μsec  
40W: 6A 180μsec

Article Articolo	Code Codice	P out W	V out DC	I out DC	U out V	ta °C	tc °C	λ max. Power Factor	η max. Efficiency <sup>(1)</sup>
<b>ECO FLAT 10W</b> <b>90/140/190/240</b>	122281	3,8	30...42	90 mA cost.	59	-20...+50	80	0,93 C <sup>(2)</sup>	> 86 %
		5,9	30...42	140 mA cost.					
		8	30...42	190 mA cost.					
		10,1	30...42	240 mA cost.					
<b>ECO FLAT 15W</b> <b>250/275/325/350</b>	122282	10,5	30...42	250 mA cost.	59	-20...+50	75	0,95 <sup>(3)</sup>	> 87 %
		11,6	30...42	275 mA cost.					
		13,7	30...42	325 mA cost.					
<b>ECO FLAT 21W</b> <b>350/400/450/500</b>	122283	14,7	30...42	350 mA cost.	59	-20...+50	80	0,95 <sup>(4)</sup>	> 89 %
		16,8	30...42	400 mA cost.					
		18,9	30...42	450 mA cost.					
<b>ECO FLAT 30W</b> <b>550/600/700/750</b>	122284	23,1	30...42	550 mA cost.	59	-20...+50	85	0,95 <sup>(5)</sup>	> 90 %
		25,2	30...42	600 mA cost.					
		29,4	30...42	700 mA cost.					
		31,5	30...42	750 mA cost.					
<b>ECO FLAT 40W</b> <b>800/900/950/1050</b>	122285	33,6	30...42	800 mA cost.	59	-20...+45	95	0,95 <sup>(6)</sup>	> 90 %
		37,8	30...42	900 mA cost.					
		39,9	30...42	950 mA cost.					
		42	30...40	1050 mA cost.					

<sup>(1)</sup> Referred to  $V_m = 230$  V, 100% load - Riferito a  $V_m = 230$  V, carico 100%

<sup>(2)</sup> Pout > 8 W

<sup>(3)</sup> Pout > 10 W

<sup>(4)</sup> Pout > 18 W

<sup>(5)</sup> Pout > 22 W

<sup>(6)</sup> Pout > 28 W

### Features

- Multipower driver supplied with dip-switch for the selection of the output current.
- Driver for built-in use.
- <sup>(7)</sup> IP20 class II independent driver (only with optional strain relief), for indoor use.
- It can be used for lighting equipment in protection class I and II.
- Current regulation ±5 % including temperature variations.
- Input and output terminal blocks on opposite sides (wire cross-section up to 1,5 mm<sup>2</sup> / AWG15).
- <sup>(7)</sup> Clamping screws on primary and secondary circuits for cables with diameter: min. 1,5 mm - max. 10 mm.
- Driver can be secured with slot for screws.
- Protections:
  - against overheating and short circuits;
  - against mains voltage spikes;
  - against overloads.
- Thermal protection = C.5.a.

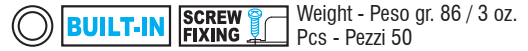
### Caratteristiche

- Alimentatore multipotenza fornito di dip-switch per la selezione della corrente in uscita.
- Alimentatore da incorporare.
- <sup>(7)</sup> Alimentatore indipendente IP20 classe II (solo con coperchietto opzionale), per uso interno.
- Utilizzabile per apparecchi di illuminazione in classe di protezione I e II.
- Corrente regolata ±5 % incluse variazioni di temperatura.
- Morsetti di entrata e uscita contrapposti (sezione cavo fino a 1,5 mm<sup>2</sup> / AWG15).
- <sup>(7)</sup> Serracavo su primario e secondario per cavi di diametro: min. 1,5 mm - max. 10 mm.
- Fissaggio dell'alimentatore tramite asole per viti.
- Protezioni:
  - termica e cortocircuito;
  - contro le extra-tensioni di rete;
  - contro i sovraccarichi.
- Protezione termica = C.5.a.

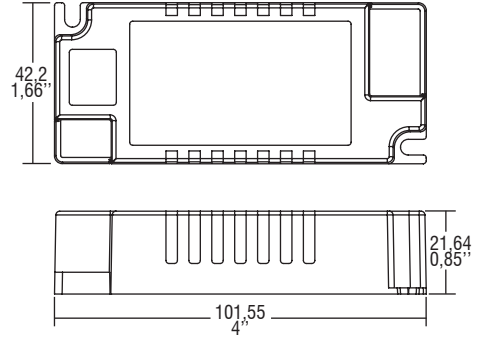
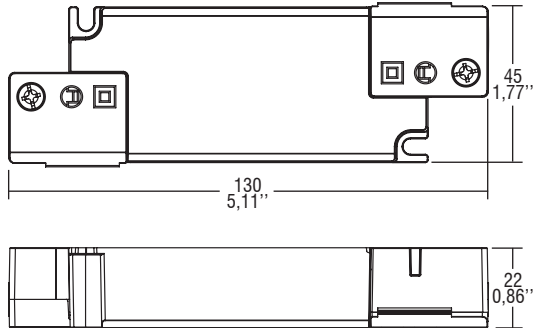
The data shown are preliminary and may change - I dati riportati sono preliminari e potrebbero subire variazioni



## Direct current electronic drivers with DIP-SWITCH Alimentatori elettronici in corrente continua con DIP-SWITCH



<sup>(7)</sup> ONLY WITH OPTIONAL STRAIN RELIEF  
SOLO CON COPERCHIETTO OPZIONALE



Code Codice	Article Articolo	Weight - Peso (without strain relief)	Weight - Peso (with strain relief)	Qty. box
122281	ECO FLAT 10W - 90/140/190/240	gr. 53 / 1,86 oz.	gr. 67 / 2,36 oz.	30
122282	ECO FLAT 15W - 250/275/325/350	gr. 53 / 1,86 oz.	gr. 67 / 2,36 oz.	30
122283	ECO FLAT 21W - 350/400/450/500	gr. 53 / 1,86 oz.	gr. 67 / 2,36 oz.	30
122284	ECO FLAT 30W - 550/600/700/750	gr. 108 / 3,80 oz.	gr. 122 / 4,30 oz.	30
122285	ECO FLAT 40W - 800/900/950/1050	gr. 113 / 3,98 oz.	gr. 127 / 4,47 oz.	30

### Wiring diagram - Schema di collegamento

(Max. LED distance on page info8 - Massima distanza LED a pagina info8)

