

Direct current electronic drivers with DIP-SWITCH Alimentatori elettronici in corrente continua con DIP-SWITCH

constant
CURRENT



2.1

RIPPLE FREE

Pst LM ≤ 1
SVM ≤ 0,4



Accessories not supplied - Accessori non a corredo	
Article - Articolo	Code - Codice
⁽⁷⁾ Strain relief for independent use (set of 2 pcs)	488787570K1
⁽⁷⁾ Coperchietto per uso indipendente (set di 2 pz)	

Minimum order 50 pcs - ordine minimo 50 pezzi



Rated Voltage
Tensione Nominale
220 ÷ 240 V

Frequency
Frequenza
50-60 Hz

AC Operation range
Tensione di utilizzo AC
198 ÷ 264 V

Power - Potenza
3 ÷ 42 W

iTHD
≤ 15% ⁽¹⁾

Output current ripple
≤ 3% ⁽¹⁾

Standards compliance
EN 55015
EN 61000-3-2
EN 61347-1
EN 61347-2-13
EN 61547
EN 62384

Max. pcs for CB B16A
(see page info17)
50 pcs

In rush current
10W: 5A 150μsec
15W / 21W: 5A 120μsec
30W: 6A 170μsec
40W: 6A 180μsec

Article Articolo	Code Codice	P out W	V out DC	I out DC	U out V	ta °C	tc °C	λ Power Factor	η max. Efficiency ⁽¹⁾
ECO FLAT 10W 90/140/190/240	122281	3,8	30...42	90 mA cost.	59	-20...+50	80	0,93 C ⁽²⁾	> 86 %
		5,9	30...42	140 mA cost.					
		8	30...42	190 mA cost.					
		10,1	30...42	240 mA cost.					
ECO FLAT 15W 250/275/325/350	122282	10,5	30...42	250 mA cost.	59	-20...+50	75	0,95 ⁽³⁾	> 87 %
		11,6	30...42	275 mA cost.					
		13,7	30...42	325 mA cost.					
		14,7	30...42	350 mA cost.					
ECO FLAT 21W 350/400/450/500	122283	14,7	30...42	350 mA cost.	59	-20...+50	80	0,95 ⁽⁴⁾	> 89 %
		16,8	30...42	400 mA cost.					
		18,9	30...42	450 mA cost.					
		21	30...42	500 mA cost.					
ECO FLAT 30W 550/600/700/750	122284	23,1	30...42	550 mA cost.	59	-20...+50	85	0,95 ⁽⁵⁾	> 90 %
		25,2	30...42	600 mA cost.					
		29,4	30...42	700 mA cost.					
		31,5	30...42	750 mA cost.					
ECO FLAT 40W 800/900/950/1050	122285	33,6	30...42	800 mA cost.	59	-20...+45	95	0,95 ⁽⁶⁾	> 90 %
		37,8	30...42	900 mA cost.					
		39,9	30...42	950 mA cost.					
		42	30...40	1050 mA cost.					

⁽¹⁾ Referred to $V_m = 230$ V, 100% load - Riferito a $V_m = 230$ V, carico 100%

⁽²⁾ Pout > 8 W

⁽³⁾ Pout > 10 W

⁽⁴⁾ Pout > 18 W

⁽⁵⁾ Pout > 22 W

⁽⁶⁾ Pout > 28 W

Features

- Multipower driver supplied with dip-switch for the selection of the output current.
- Driver for built-in use.
- ⁽⁷⁾ IP20 class II independent driver (only with optional strain relief), for indoor use.
- It can be used for lighting equipment in protection class I and II.
- Current regulation ±5 % including temperature variations.
- Input and output terminal blocks on opposite sides (wire cross-section up to 1,5 mm² / AWG15).
- ⁽⁷⁾ Clamping screws on primary and secondary circuits for cables with diameter: min. 1,5 mm - max. 10 mm.
- Driver can be secured with slot for screws.
- Protections:
 - against overheating and short circuits;
 - against mains voltage spikes;
 - against overloads.
- Thermal protection = C.5.a.

Caratteristiche

- Alimentatore multipotenza fornito di dip-switch per la selezione della corrente in uscita.
- Alimentatore da incorporare.
- ⁽⁷⁾ Alimentatore indipendente IP20 classe II (solo con coperchietto opzionale), per uso interno.
- Utilizzabile per apparecchi di illuminazione in classe di protezione I e II.
- Corrente regolata ±5 % incluse variazioni di temperatura.
- Morsetti di entrata e uscita contrapposti (sezione cavo fino a 1,5 mm² / AWG15).
- ⁽⁷⁾ Serracavo su primario e secondario per cavi di diametro: min. 1,5 mm - max. 10 mm.
- Fissaggio dell'alimentatore tramite asole per viti.
- Protezioni:
 - termica e cortocircuito;
 - contro le extra-tensioni di rete;
 - contro i sovraccarichi.
- Protezione termica = C.5.a.

The data shown are preliminary and may change - I dati riportati sono preliminari e potrebbero subire variazioni

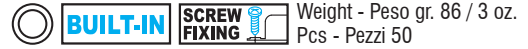
7 YEARS WARRANTY
3% FAILURE RATE

10 YEARS WARRANTY
5% FAILURE RATE

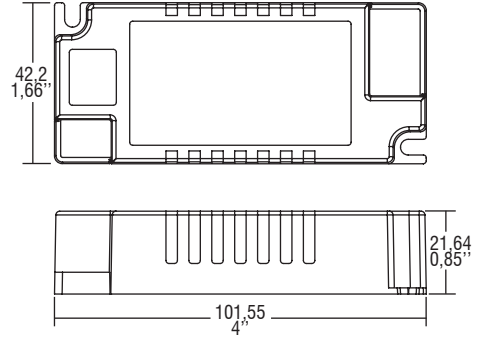
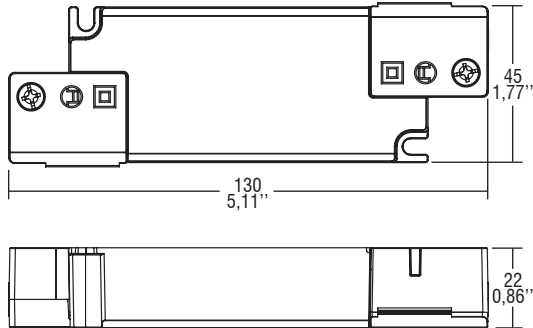
PRODUCER'S LIABILITY
TCI

WARRANTY 10 YEARS
ACCORDING TO THE EUROPEAN CONDITIONS

Direct current electronic drivers with DIP-SWITCH
Alimentatori elettronici in corrente continua con DIP-SWITCH



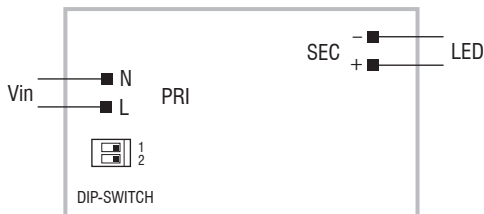
⁽⁷⁾ **ONLY WITH OPTIONAL STRAIN RELIEF**
SOLO CON COPERCHIETTO OPZIONALE



Code Codice	Article Articolo	Weight - Peso (without strain relief)	Weight - Peso (with strain relief)	Qty. box
122281	ECO FLAT 10W - 90/140/190/240	gr. 53 / 1,86 oz.	gr. 67 / 2,36 oz.	30
122282	ECO FLAT 15W - 250/275/325/350	gr. 53 / 1,86 oz.	gr. 67 / 2,36 oz.	30
122283	ECO FLAT 21W - 350/400/450/500	gr. 53 / 1,86 oz.	gr. 67 / 2,36 oz.	30
122284	ECO FLAT 30W - 550/600/700/750	gr. 108 / 3,80 oz.	gr. 122 / 4,30 oz.	30
122285	ECO FLAT 40W - 800/900/950/1050	gr. 113 / 3,98 oz.	gr. 127 / 4,47 oz.	30

Wiring diagram - Schema di collegamento

(Max. LED distance on page info8 - Massima distanza LED a pagina info8)



2.1
 Multipower drivers - Compact case - Not dimmable
 Alimentatori multipotenza - Formato compatto - Non regolabili