

constant
CURRENT

RIPPLE FREE

Pst LM ≤ 1
SVM $\leq 0,4$

EAC EN 05 KEMA EUR 110 **NOT-SELV**



SIRIO 150/200-700



SIRIO 150/200-700 BI

6kV DIFF. 8kV COMM. **ACTIVE PFC** **DIP-SWITCH** **12V AUX. 100 mA** **SEC. SWITCH** **SAFETY PROTECTIONS**

4.1

Rated Voltage
Tensione Nominale
220 ÷ 240 V

Frequency
Frequenza
50-60 Hz

AC Operation range
Tensione di utilizzo AC
198 ÷ 264 V

Power - Potenza
21 ÷ 150 W

iTHD
 $\leq 15\%$ ⁽¹⁾

Output current ripple
 $\leq 3\%$ ⁽¹⁾

Standards compliance
EN 55015
EN 61000-3-2
EN 61000-3-3
EN 61347-1
EN 61347-2-13
EN 61547

Max. pcs for CB B16A
(see page info17)
8 pcs

In rush current
35A 1000 μ sec

Article Articolo	Code Codice	P out W	V out DC	I out DC	U out V	ta °C	tc °C	λ max. Power Factor	η max. Efficiency ⁽¹⁾
SIRIO 150/200-700	127230	54	105...270	200 mA cost	290	-40...+55	80	0,95	> 94 %
		67	105...270	250 mA cost					
SIRIO 150/200-700 BI	127240	80	105...270	300 mA cost					
		94	105...270	350 mA cost.					
		108	105...270	400 mA cost.					
		121	105...270	450 mA cost.					
		135	105...270	500 mA cost.					
		145	105...265	550 mA cost.					
		150	105...250	600 mA cost.					
		150	105...230	650 mA cost.					
		150	105...215	700 mA cost.					

⁽¹⁾ Referred to $V_m = 230$ V, 100% load - Riferito a $V_m = 230$ V, carico 100%

Features

- Multipower driver supplied with dip-switch for the selection of the output current.
- IP20 independent driver (SIRIO 150).
- Class II protection against electric shock for direct or indirect contact (SIRIO 150).
- Driver for built-in use (SIRIO 150 BI).
- It can be used for lighting equipment in protection class I and II (SIRIO 150 BI).
- Active Power Factor Corrector.
- Auxiliary output 12 V max. 100 mA.
- Current regulation $\pm 5\%$ including temperature variations.
- Input and output terminal blocks on opposite sides (wire cross-section up to 1,5 - 2,5 mm² / AWG15 - AWG13).
- Clamping screws on primary and secondary circuits for cables with diameter: min. 3 mm - max. 8 mm (SIRIO 150).
- Protections:
 - against overheating and short circuits;
 - against mains voltage spikes;
 - against overloads.
- Thermal protection = C.5.a.
- Drivers with conformal coating option are available upon request (add CC after the code of article).

Caratteristiche

- Alimentatore multipotenza fornito di dip-switch per la selezione della corrente in uscita.
- Alimentatore indipendente IP20 (SIRIO 150).
- Protetto in classe II contro le scosse elettriche per contatti diretti e indiretti (SIRIO 150).
- Alimentatore da incorporare (SIRIO 150 BI).
- Utilizzabile per apparecchi di illuminazione in classe di protezione I e II (SIRIO 150 BI).
- PFC attivo.
- Uscita ausiliare 12 V max. 100 mA.
- Corrente regolata $\pm 5\%$ incluse variazioni di temperatura.
- Morsetti di entrata e uscita contrapposti (sezione cavo fino a 1,5 - 2,5 mm² / AWG15 - AWG13).
- Serracavo su primario e secondario per cavi di diametro: min. 3 mm - max. 8 mm (SIRIO 150).
- Protezioni:
 - termica e cortocircuito;
 - contro le extra-tensioni di rete;
 - contro i sovraccarichi.
- Protezione termica = C.5.a.
- I drivers sono disponibili con tropicalizzazione su richiesta (aggiungendo CC al codice articolo).

7 YEARS WARRANTY
3% FAILURE RATE

10 YEARS WARRANTY
5% FAILURE RATE

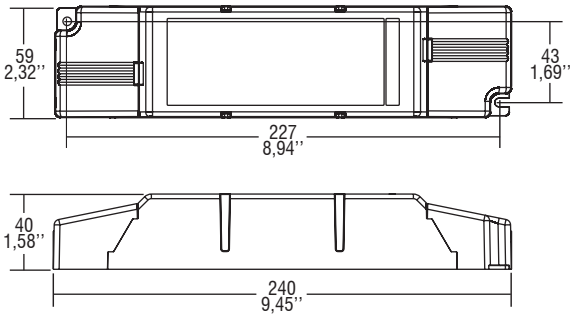
PRODUCER'S LIABILITY

WARRANTY WITH ELECTRONIC
10 YEARS
ACCORDING TO
THE EUROPEAN
CONDITIONS

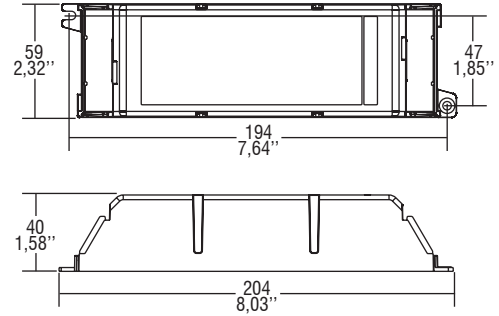
Direct current electronic drivers with DIP-SWITCH
Alimentatori elettronici in corrente continua con DIP-SWITCH

Made in Italy

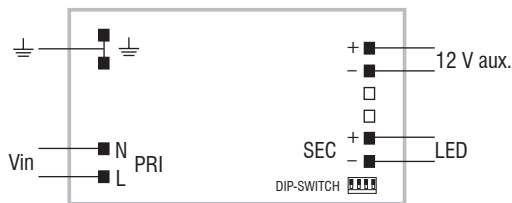
IP 20 **SCREW FIXING** $\varnothing 80$ 3,15" Weight - Peso gr. 370 / 13,05 oz.
 Pcs - Pezzi 25



BUILT-IN **SCREW FIXING** Weight - Peso gr. 340 / 12 oz.
 Pcs - Pezzi 25



Wiring diagrams - Schemi di collegamento (Max. LED distance at page info8 - Massima distanza LED a pagina info8)



4.1

Street lighting and high power drivers - Not dimmable multipower DIP-SWITCH
 Alimentatori per illuminazione stradale e alta potenza - Non regolabili multipotenza con DIP-SWITCH