

SIRIO SL 1-10 V - 40 - 75 - 150

Direct current dimmable electronic drivers
Alimentatori elettronici regolabili in corrente continua

Made in Europe 



Rated Voltage
Tensione Nominale
220 ÷ 240 V

Frequency
Frequenza
47-63 Hz

AC Operation range
Tensione di utilizzo AC
202 ÷ 254 V

Power - Potenza
5 ÷ 150 W

iTHD
≤ 10% (1)

Output current ripple
≤ 4% (1)

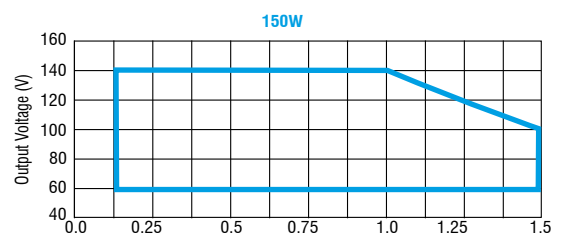
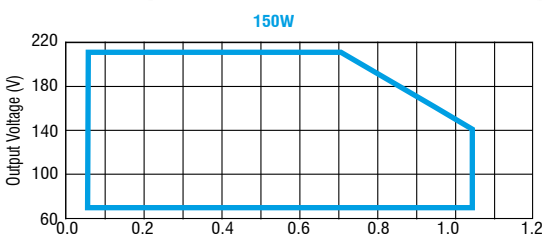
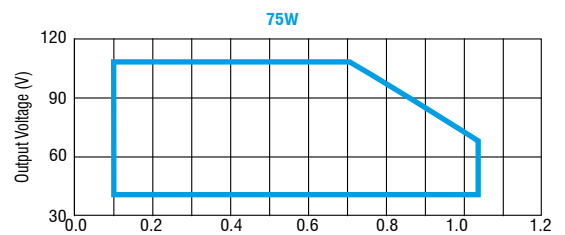
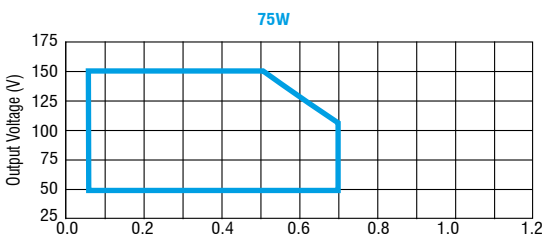
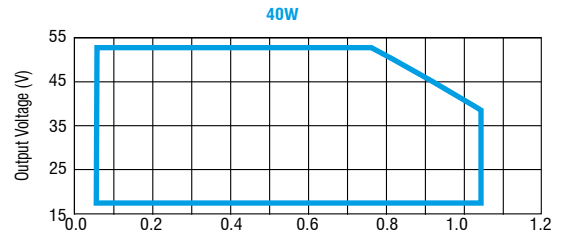
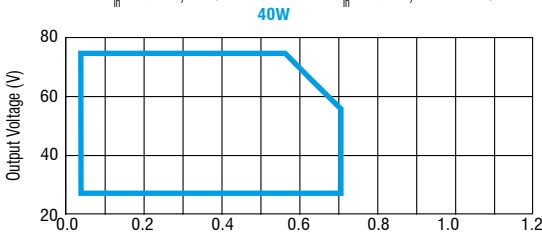
Standards compliance
EN 55015
EN 61000-3-2
EN 61000-3-3
EN 61347-1
EN 61347-2-13
EN 61547

Max. pcs for CB B16A
40W: 25 pcs
75W: 11 pcs
150W: 8 pcs

In rush current
40W: 16A 240μsec
75W: 46A 250μsec
150W: 53A 300μsec

Article Articolo	Code Codice	P out W	V out DC	I out DC	Default I out DC	U out V	ta °C	tc °C	λ max. Power Factor ⁽⁵⁾	η max. Efficiency ⁽¹⁾
SIRIO SL 40W/200-700 1-10V (3)	145080	5...40	23...77	50...700 mA cost.	700	90	-40...+55	80	0,95	89 %
SIRIO SL 75W/200-700 1-10V	145081	10...75	50...150	70...700 mA cost.	700	190	-40...+55	85	0,95	92 %
SIRIO SL 40W/300-1000 1-10V (4)	145082	6...40	20...54	70...1050 mA cost.	700	60	-40...+55	80	0,95	88 %
SIRIO SL 75W/300-1000 1-10V	145083	10...75	35...108	100...1050 mA cost.	700	140	-40...+55	85	0,95	91 %
SIRIO SL 150W/300-1000 1-10V	145084	21...165	70...214	100...1050 mA cost.	700	260	-40...+55	90	0,95	93 %
SIRIO SL 150W/500-1500 1-10V	145085	25...150	50...142	150...1500 mA cost.	1050	200	-40...+55	90	0,95	92 %

(1) Referred to $V_m = 230$ V, 100% load - Riferito a $V_m = 230$ V, carico 100%



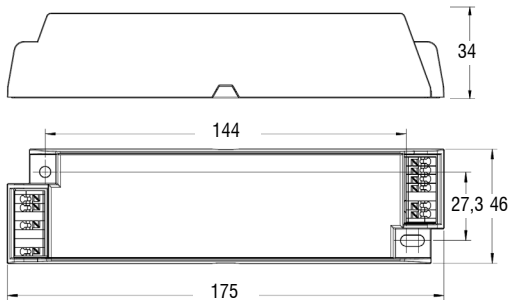
- Features**
- (3) Performance graphs (see datasheet).
 - Ultra high input spikes protection up to 10kV.
 - 0/1-10V interface insulated from secondary side.
 - Programmable multipower driver.
 - Driver for built-in use.
 - It can be used for lighting equipment in protection class I and II.
 - Active Power Factor Corrector.
 - Analogical input for thermal sensor connection.
 - Current regulation ± 5 % including temperature variations.
 - Input and output terminal blocks on same side (wire cross-section 0,5...1,5 mm²).
 - Protections:
 - against overheating and short circuits;
 - against mains voltage spikes;
 - against overloads.
 - Thermal protection = C.5.a.

- Caratteristiche**
- (3) Grafici di performance (vedi datasheet).
 - Elevata protezione contro spike di rete fino a 10kV.
 - Interfaccia 0/1-10V isolata dal secondario.
 - Alimentatore multipotenza programmabile.
 - Alimentatore da incorporare.
 - Utilizzabile per apparecchi di illuminazione in classe di protezione I e II.
 - PFC attivo.
 - Entrata analogica per sensore termico.
 - Corrente regolata ± 5 % incluse variazioni di temperatura.
 - Morsetti di entrata e uscita sullo stesso lato (sezione cavo fino a 0,5...1,5 mm²).
 - Protezioni:
 - termica e cortocircuito;
 - contro le extra-tensioni di rete;
 - contro i sovraccarichi.
 - Protezione termica = C.5.a.


Street lighting and high power drivers - Full programmable
Alimentatori per illuminazione stradale e alta potenza - Full programmabile



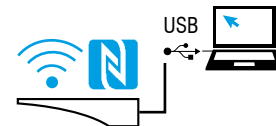
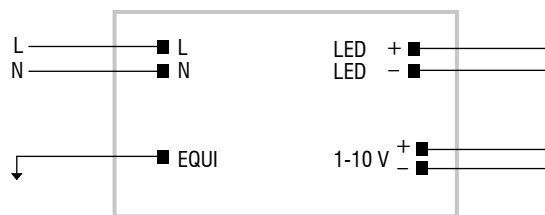
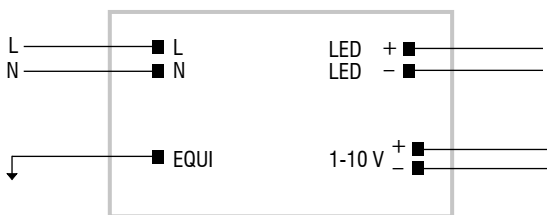
40W



75W / 150W



Wiring diagrams - Schemi di collegamento (Max. LED distance: 2m - Massima distanza LED: 2m)



WIRELESS PROGRAMMING diagram
Collegamento per PROGRAMMAZIONE WIRELESS

Article - Articolo	Code - Codice
NFC-A PROGRAMMING TOOL FEIG ISC.PRH101	127095A
NFC-B PROGRAMMING TOOL FEIG CPR30-USB	127101
LINK TO DOWNLOAD PROGRAMMING SOFTWARE LINK PER SCARICARE SOFTWARE DI PROGRAMMAZIONE	

Operation Mode

- **WIRELESS PROGRAMMING** through **NFC** antenna.
- Compatible with standard DALI interfaces.
- The main available features are:
 - **MIDNIGHT**: automatic dimming according to programmed parameters;
 - **CLO**: Constant Light Output;
 - **CURRENT**: output current according to programmed parameters;
- Light regulation 10 - 100 %.
- Dimming method is linear.

Modalità di funzionamento

- La **PROGRAMMAZIONE WIRELESS** avviene attraverso l'antenna **NFC**.
- Compatibilità con interfacce DALI standard.
- Le principali caratteristiche disponibili sono:
 - **MIDNIGHT**: regolazione automatica secondo i parametri programmati;
 - **CLO**: Constant Light Output;
 - **CORRENTE**: corrente di uscita secondo i parametri programmati;
- Regolazione della luminosità 10 - 100 %.
- La dimmerazione è di tipo lineare.

The data shown are preliminary and may change - I dati riportati sono preliminari e potrebbero subire variazioni