

Direct current dimmable electronic drivers
Alimentatori elettronici regolabili in corrente continua

Made in Europe 



Rated Voltage
Tensione Nominale
220 ÷ 240 V

Frequency
Frequenza
47-63 Hz

AC Operation range
Tensione di utilizzo AC
202 ÷ 254 V

DC Operation range
Tensione di utilizzo DC
DC 186 ÷ 250 V ⁽³⁾

Power - Potenza
3 ÷ 165 W

iTHD
≤ 10% ⁽¹⁾

Output current ripple
≤ 4% ⁽¹⁾

Standards compliance
EN 55015
EN62384
EN 61000-3-2
EN 61347-1
EN 61347-2-13
EN 61547

Max. pcs for CB B16A
22W: 48 pcs
40W: 32 pcs
75W: 10 pcs
110W: 10 pcs
165W: 7 pcs

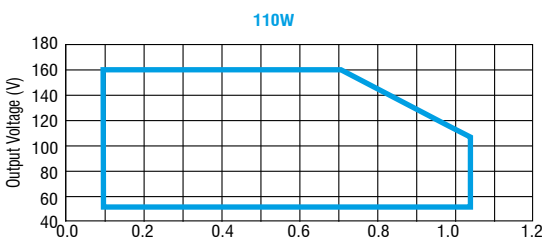
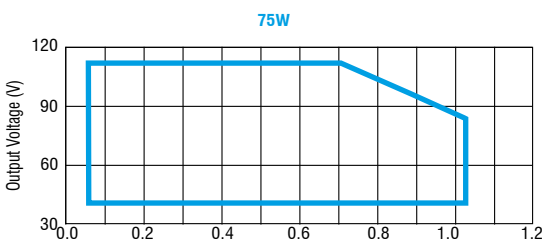
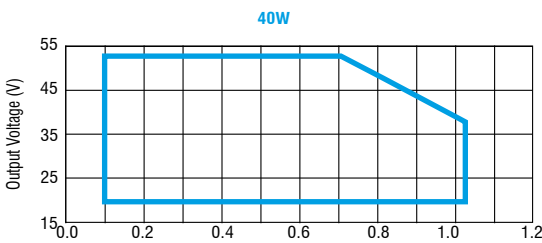
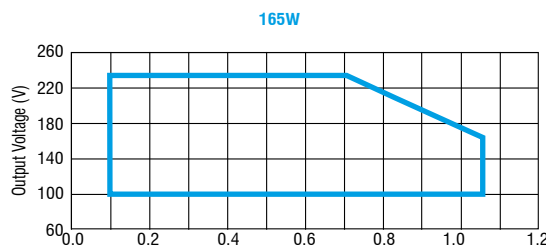
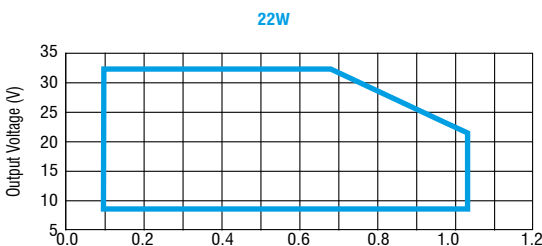
In rush current
22W: 11,3A 220μsec
40W: 18,7A 195μsec
75W: 43A 270μsec
110W: 45A 270μsec
165W: 41A 440μsec

Article Articolo	Code Codice	P out W	V out DC	I out DC	Default I out DC	U out V	ta °C	tc °C	λ max. Power Factor ⁽⁴⁾	η max. Efficiency ⁽¹⁾
SIRIO SQ 22W/300-1000 1-10V ⁽²⁾	145073	3...22	8...32	100...1050 mA cost.	700	50	-40...+55	85	0,95	87%
SIRIO SQ 40W/300-1000 1-10V ⁽²⁾	145074	6...40	20...54	100...1050 mA cost.	700	60	-40...+55	85	0,95	90%
SIRIO SQ 75W/300-1000 1-10V	145075	10...75	35...108	100...1050 mA cost.	700	150	-40...+55	80	0,95	91%
SIRIO SQ 110W/300-1000 1-10V	145077	15...110	50...160	100...1050 mA cost.	700	230	-40...+55	85	0,95	91,5%
SIRIO SQ 165W/300-1000 1-10V ⁽³⁾	145078	24...165	80...235	100...1050 mA cost.	700	300	-40...+55	85	0,95	92%

⁽¹⁾ Referred to $V_m = 230 V$, 100% load - Riferito a $V_m = 230 V$, carico 100%

⁽³⁾ Light output level in DC operation: Factory default 60% EOfi=0.55

Livello di emissione luminosa in funzionamento DC: Impostazioni di fabbrica 60% EOfi=0.55



Features

- ⁽⁴⁾ Performance graphs (see datasheet).
- Ultra high input spikes protection up to 10kV.
- 0/1-10V interface insulated from secondary side.
- Programmable multipower driver.
- Driver for built-in use.
- It can be used for lighting equipment in protection class I and II.
- Active Power Factor Corrector.
- Current regulation ± 5 % including temperature variations.
- Input and output terminal blocks on same side (wire cross-section 0,5...1,5 mm²).
- Protections:
 - against overheating and short circuits;
 - against mains voltage spikes;
 - against overloads.
- Thermal protection = C.5.a.

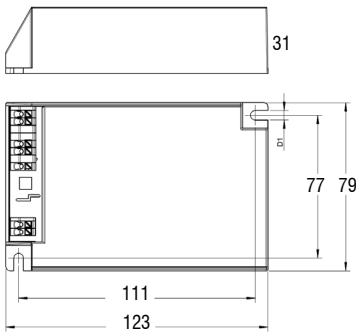
Caratteristiche

- ⁽⁴⁾ Grafici di performance (vedi datasheet).
- Elevata protezione contro spike di rete fino a 10kV.
- Interfaccia 0/1-10V isolata dal secondario.
- Alimentatore multipotenza programmabile.
- Alimentatore da incorporare.
- Utilizzabile per apparecchi di illuminazione in classe di protezione I e II.
- PFC attivo.
- Corrente regolata ± 5 % incluse variazioni di temperatura.
- Morsetti di entrata e uscita sullo stesso lato (sezione cavo fino a 0,5...1,5 mm²).
- Protezioni:
 - termica e cortocircuito;
 - contro le extra-tensioni di rete;
 - contro i sovraccarichi.
- Protezione termica = C.5.a.

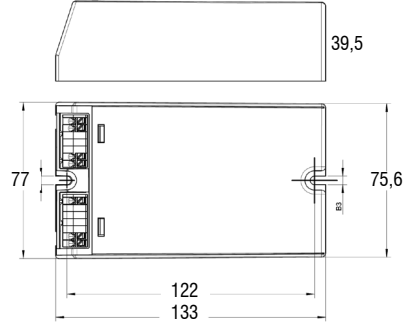
Street lighting and high power drivers - Full programmable
Alimentatori per illuminazione stradale e alta potenza - Full programmabile



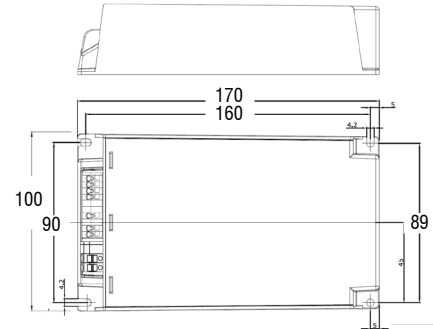
22W / 40W



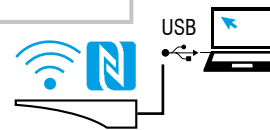
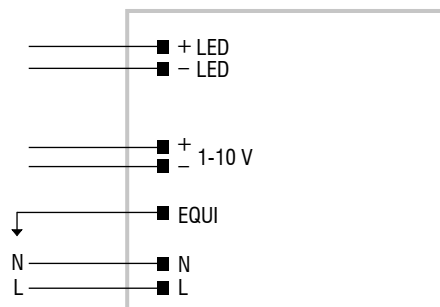
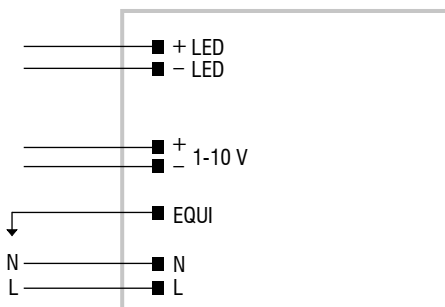
75W / 110W



165W



Wiring diagrams - Schemi di collegamento (Max. LED distance: 2m - Massima distanza LED: 2m)



WIRELESS PROGRAMMING diagram
Collegamento per PROGRAMMAZIONE WIRELESS

Article - Articolo	Code - Codice
NFC-A PROGRAMMING TOOL FEIG ISC.PRH101	127095A
NFC-B PROGRAMMING TOOL FEIG CPR30-USB	127101
LINK TO DOWNLOAD PROGRAMMING SOFTWARE LINK PER SCARICARE SOFTWARE DI PROGRAMMAZIONE	

Operation Mode

- **WIRELESS PROGRAMMING** through **NFC** antenna.
- Compatible with standard DALI interfaces.
- The main available features are:
 - **MIDNIGHT**: automatic dimming according to programmed parameters;
 - **CLO**: Constant Light Output;
 - **CURRENT**: output current according to programmed parameters;
- Light regulation 10 - 100 %.
- Dimming method is linear.

Modalità di funzionamento

- La **PROGRAMMAZIONE WIRELESS** avviene attraverso l'antenna **NFC**.
- Compatibilità con interfacce DALI standard.
- Le principali caratteristiche disponibili sono:
 - **MIDNIGHT**: regolazione automatica secondo i parametri programmati;
 - **CLO**: Constant Light Output;
 - **CORRENTE**: corrente di uscita secondo i parametri programmati;
- Regolazione della luminosità 10 - 100 %.
- La dimmerazione è di tipo lineare.

The data shown are preliminary and may change - I dati riportati sono preliminari e potrebbero subire variazioni