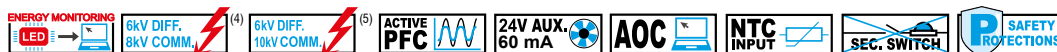


SIRIO SQ AD - 22 - 40 - 75 - 110 - 165

Direct current dimmable electronic drivers
Alimentatori elettronici regolabili in corrente continua

Made in Europe 



Rated Voltage
Tensione Nominale
220 ÷ 240 V

Frequency
Frequenza
47-63 Hz

AC Operation range
Tensione di utilizzo AC
202 ÷ 254 V

DC Operation range
Tensione di utilizzo DC
DC 186 ÷ 250 V
DC 220 ÷ 240 V⁽³⁾

Power - Potenza
3 ÷ 165 W

iTHD
 $\le 10\%$ ⁽¹⁾

Stand by power
 $\le 0,5$ W

Output current ripple
 $\le 4\%$ ⁽¹⁾
 $\le 6,5\%$ ⁽⁶⁾

Standards compliance

- EN 55015
- EN62384
- EN 61000-3-2
- EN 61347-1
- EN 61347-2-13
- EN 61547
- EN 62386
- EN 62386-101
- EN 62386-102
- EN 62386-150
- EN 62386-207
- EN 62386-250
- EN 62386-251
- EN 62386-252
- EN 62386-253

Max. pcs for CB B16A

- 22W: 23 pcs
- 40W: 21 pcs
- 75W: 30 pcs
- 110W: 21 pcs
- 165W: 14 pcs

In rush current

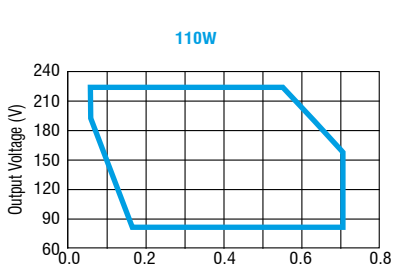
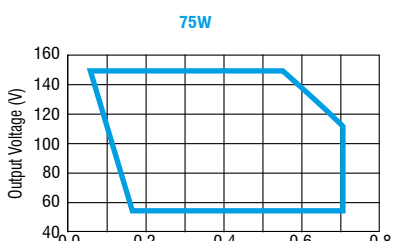
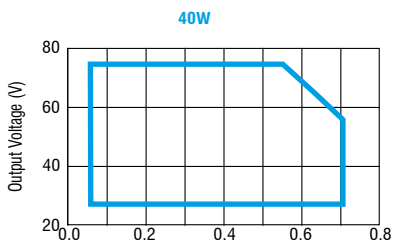
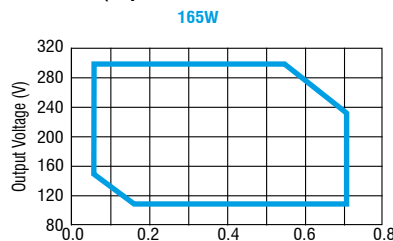
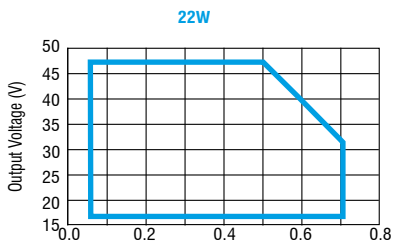
- 22W: 18A 320 μ sec
- 40W: 21A 300 μ sec
- 75W: 12A 100 μ sec
- 110W: 12A 100 μ sec
- 165W: 11,5A 100 μ sec

Article Articolo	Code Codice	P out W	V out DC	I out DC	Default I out DC	U out V	ta °C	tc °C	λ max. Power Factor ⁽⁷⁾	η max. Efficiency ⁽¹⁾
SIRIO SQ 22W/200-700 AD ⁽²⁾⁽⁴⁾	145040	3...22	16...48	53...700 mA cost	700	70	-40...+55	85	0,95	85 %
SIRIO SQ 40W/200-700 AD ⁽²⁾⁽⁴⁾	145041	5...40	25...77	53...700 mA cost	700	100	-40...+55	85	0,95	89 %
SIRIO SQ 75W/200-700 AD ⁽⁵⁾	145042	10...75	50...150	53...700 mA cost	700	200	-40...+55	90	0,95	92 %
SIRIO SQ 110W/200-700 AD ⁽⁵⁾	145043	15...110	70...220	53...700 mA cost	700	270	-40...+55	90	0,95	92,5 %
SIRIO SQ 165W/200-700 AD ⁽³⁾⁽⁵⁾⁽⁶⁾	145044	20...165	100...300	55...700 mA cost	700	350	-40...+55	90	0,95	92,5 %

⁽¹⁾ Referred to $V_m = 230$ V, 100% load - Riferito a $V_m = 230$ V, carico 100%

Light output level in DC operation: Programmable 10-60% (factory default = 15% EOfi=0.13)

Livello di emissione luminosa in funzionamento DC: Programmabile 10-60% (impostazione di fabbrica = 15% EOfi=0.13)



Features

- ⁽⁷⁾ Performance graphs (see datasheet).
- Compliant with Zhaga book 18.
- Auxiliary output 24 V max. 60 mA.
- Programmable multipower driver.
- Driver for built-in use.
- It can be used for lighting equipment in protection class I and II.
- Active Power Factor Corrector.
- Analogical input for thermal sensor connection.
- Current regulation $\pm 5\%$ including temperature variations.
- Input and output terminal blocks on same side (wire cross-section 0,5...1,5 mm²).
- Protections:
 - against overheating and short circuits;
 - against mains voltage spikes;
 - against overloads.
- Thermal protection = C.5.a.

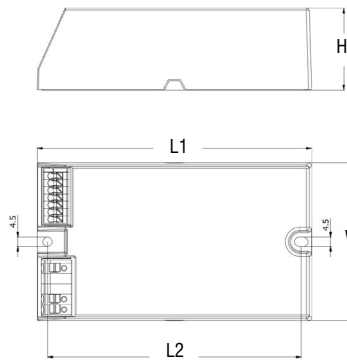
Caratteristiche

- ⁽⁷⁾ Grafici di performance (vedi datasheet).
- Conforme con Zhaga book 18.
- Uscita ausiliare 24 V max. 60 mA.
- Alimentatore multipotenza programmabile.
- Alimentatore da incorporare.
- Utilizzabile per apparecchi di illuminazione in classe di protezione I e II.
- PFC attivo.
- Entrata analogica per sensore termico.
- Corrente regolata $\pm 5\%$ incluse variazioni di temperatura.
- Morsetti di entrata e uscita sullo stesso lato (sezione cavo fino a 0,5...1,5 mm²).
- Protezioni:
 - termica e cortocircuito;
 - contro le extra-tensioni di rete;
 - contro i sovraccarichi.
- Protezione termica = C.5.a.

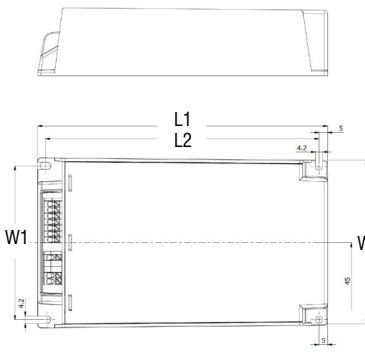
Street lighting and high power drivers - Full programmable
Alimentatori per illuminazione stradale e alta potenza - Full programmabile



22W / 40W

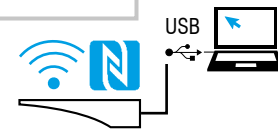
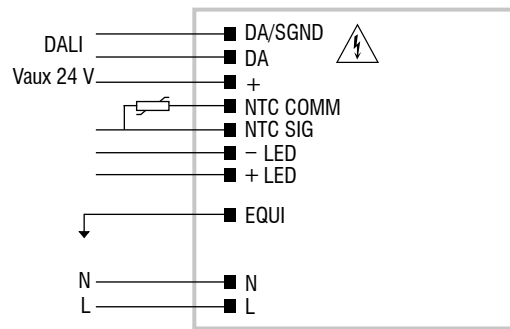
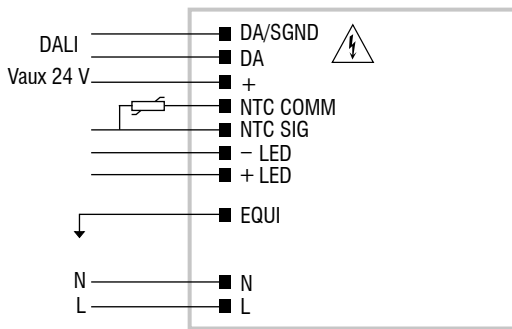


75W / 110W / 165W



Article Articolo	Dimensions - Dimensioni					Weight - Peso
	L1	L2	W	W1	H	
22W/40W	133	122,5	77	-	40	gr. 220 / 7,8 oz.
75W	150	133,6	90	70	40	gr. 294 / 10,4 oz.
110W	150	133,6	90	70	40	gr. 772 / 27,3 oz.
165W	171	160	101	90	41	gr. 960 / 33,8 oz.

Wiring diagrams - Schemi di collegamento (Max. LED distance: 2m - Massima distanza LED: 2m)



WIRELESS PROGRAMMING diagram
Collegamento per PROGRAMMAZIONE WIRELESS

Article - Articolo	Code - Codice
NFC-A PROGRAMMING TOOL FEIG ISC.PRH101	127095A
NFC-B PROGRAMMING TOOL FEIG CPR30-USB	127101
DALI-MO PROGRAMMING TOOL	127105
LINK TO DOWNLOAD PROGRAMMING SOFTWARE LINK PER SCARICARE SOFTWARE DI PROGRAMMAZIONE	

Operation Mode

- **WIRELESS PROGRAMMING** through **NFC** antenna.
- The main available features are:
 - **MIDNIGHT**: automatic dimming according to programmed parameters;
 - **AMP DIM**: dimming according to mains voltage reduction;
 - **CURRENT**: output current according to programmed parameters;
 - **NTC**: thermal protection and external NTC according to programmed parameters;
 - **DC EMERGENCY**.
- Light regulation 10 - 100 %.
- Dimming method is linear.

Modalità di funzionamento

- La **PROGRAMMAZIONE WIRELESS** avviene attraverso l'antenna **NFC**.
- Le principali caratteristiche disponibili sono:
 - **MIDNIGHT**: regolazione automatica secondo i parametri programmati;
 - **AMP DIM**: regolazione proporzionata alla riduzione della tensione di rete;
 - **CORRENTE**: corrente di uscita secondo i parametri programmati;
 - **NTC**: protezione termica e NTC esterna secondo i parametri programmati;
 - **DC EMERGENCY**.
- Regolazione della luminosità 10 - 100 %.
- La dimmerazione è di tipo lineare.

The data shown are preliminary and may change - I dati riportati sono preliminari e potrebbero subire variazioni