

### INGRESSO

- Nominale: 110/240 Vac  $\pm 10\%$  50/60Hz.  
176...264Vdc con alimentazione di emergenza
- Morsettiera 1 x 0,5...1.5 mm<sup>2</sup>.
- Corrente massima: 0,45A.
- Fattore di potenza  $\lambda$ : 0.95 @ Pout >25W
- Armoniche corrente assorbita: secondo EN 61000-3-2.
- Inrush current: 10A 200uS.

### USCITA

- Isolamento SELV.
- Morsettiera 1 x 0,5...2.5 mm<sup>2</sup>.
- Selezione corrente e tensione di uscita tramite DIP switch (vedi tabella).
- Potenza massima e precisione di corrente 220/240Vac
  - 25W @ 350mA  $\pm 6\%$  (10...70V)
  - 31W @ 450mA  $\pm 5\%$  (10...70V)
  - 35W @ 500mA  $\pm 5\%$  (2...70V)
  - 38W @ 550mA  $\pm 5\%$  (2...69V)
  - 41W @ 600mA  $\pm 5\%$  (2...68V)
  - 48W @ 700mA  $\pm 5\%$  (2...68V)
  - 52W @ 800mA  $\pm 5\%$  (2...66V)
  - 60W @ 900mA  $\pm 5\%$  (2...66V)
  - 63W @ 950mA  $\pm 5\%$  (2...66V)
  - 65W @ 1050mA  $\pm 5\%$  (2...62V)
  - 65W @ 1200mA  $\pm 5\%$  (2...54V)
- Potenza massima e precisione di corrente 110/120Vac
  - 25W @ 350mA  $\pm 6\%$  (10...70V)
  - 31W @ 450mA  $\pm 5\%$  (10...70V)
  - 35W @ 500mA  $\pm 5\%$  (2...70V)
  - 38W @ 550mA  $\pm 5\%$  (2...69V)
  - 40W @ 600mA  $\pm 5\%$  (2...67V)
  - 40W @ 700mA  $\pm 5\%$  (2...58V)
  - 40W @ 800mA  $\pm 5\%$  (2...50V)
  - 40W @ 900mA  $\pm 5\%$  (2...45V)
  - 40W @ 1050mA  $\pm 5\%$  (2...38V)
  - 40W @ 1200mA  $\pm 5\%$  (2...34V)
- Tensione in uscita massima: 95 VDC & 58V (selezionabile tramite DIP)
- Efficienza @ full load: 0,91%.
- Uscita ausiliaria isolata 12V - 100mA max

### PROTEZIONI

- All'ingresso, contro sovratensioni impulsive di rete (secondo EN 61547) fino a 2KV N-L, 4KV N-GND e 4KV L-GND.
- Protezione al corto circuito e al circuito aperto.
- Protezione al sovraccarico e di temperatura (C.5.a della EN 61347-1).

### INPUT

- Nominal: 110/240 Vac  $\pm 10\%$  50/60Hz.  
176...264Vdc for emergency application.
- Terminal block for up to 1 x 0,5...1.5 mm<sup>2</sup>.
- Max Input Current: 0,45A.
- Power factor  $\lambda$ : 0.95 @ Pout >25W.
- Harmonic content of mains current: according to EN 61000-3-2.
- Inrush current: 10A 200uS.

### OUTPUT

- SELV insulation on output.
- Terminal block for up to 1 x 0,5...2.5 mm<sup>2</sup>.
- Selection of current and voltage output through Dip switch (See table)
- Max output power and current precision 220/240Vac
  - 25W @ 350mA  $\pm 6\%$  (10...70V)
  - 31W @ 450mA  $\pm 5\%$  (10...70V)
  - 35W @ 500mA  $\pm 5\%$  (2...70V)
  - 38W @ 550mA  $\pm 5\%$  (2...69V)
  - 41W @ 600mA  $\pm 5\%$  (2...68V)
  - 48W @ 700mA  $\pm 5\%$  (2...68V)
  - 52W @ 800mA  $\pm 5\%$  (2...66V)
  - 60W @ 900mA  $\pm 5\%$  (2...66V)
  - 63W @ 950mA  $\pm 5\%$  (2...66V)
  - 65W @ 1050mA  $\pm 5\%$  (2...62V)
  - 65W @ 1200mA  $\pm 5\%$  (2...54V)
- Max output power and current precision 110/120Vac.
  - 25W @ 350mA  $\pm 6\%$  (10...70V)
  - 31W @ 450mA  $\pm 5\%$  (10...70V)
  - 35W @ 500mA  $\pm 5\%$  (2...70V)
  - 38W @ 550mA  $\pm 5\%$  (2...69V)
  - 40W @ 600mA  $\pm 5\%$  (2...67V)
  - 40W @ 700mA  $\pm 5\%$  (2...58V)
  - 40W @ 800mA  $\pm 5\%$  (2...50V)
  - 40W @ 900mA  $\pm 5\%$  (2...45V)
  - 40W @ 1050mA  $\pm 5\%$  (2...38V)
  - 40W @ 1200mA  $\pm 5\%$  (2...34V)
- Max. Output voltage: 95 VDC & 58V (selected by DIP)
- Efficiency @ full load: 0,91%.
- 12V isolated auxiliary output - 100mA max.

### PROTECTIONS

- Against input overvoltages from mains (according to EN61547) up to 2KV N-L, 4KV N-GND e 4KV L-GND.
- Against short circuit and open circuit.
- Thermal and overload protection (C.5.a EN 61347-1).

ENTE EMITTENTE: DT Compilato \_\_\_\_\_ Visto \_\_\_\_\_

**FILTRO ANTIDISTURBO EMI**

- Secondo EN55015.

**AMBIENTE**

- Temp. ambiente: -25...50°C. max 60W  
-25...45°C. max 65W
- tc = 80 °C.
- tc life 50000H = 73°C.

**SICUREZZA**

- Hi-pot test: 3.75 kV, 100% per 2 sec.

**NORMATIVE**

- EN 61347-1; EN 61347-2-13; EN 61547;  
EN 55015; EN 61000-3-2; EN62384;  
DIN VDE 0710 teil 14; EN60598-2-22;  
UL8750 (UL1310) / EN50172
- KEMA KEUR / ENEC05 / UL pending.

**DIMENSIONI**

- L=110mm / B=76 mm / H = 30 mm.

**EMI FILTER**

- According to EN55015.

**AMBIENT**

- Ambient temp.: -25...50°C. max 60W  
-25...45°C. max 65W
- tc = 80 °C.
- tc life 50000H = 73°C.

**SAFETY**

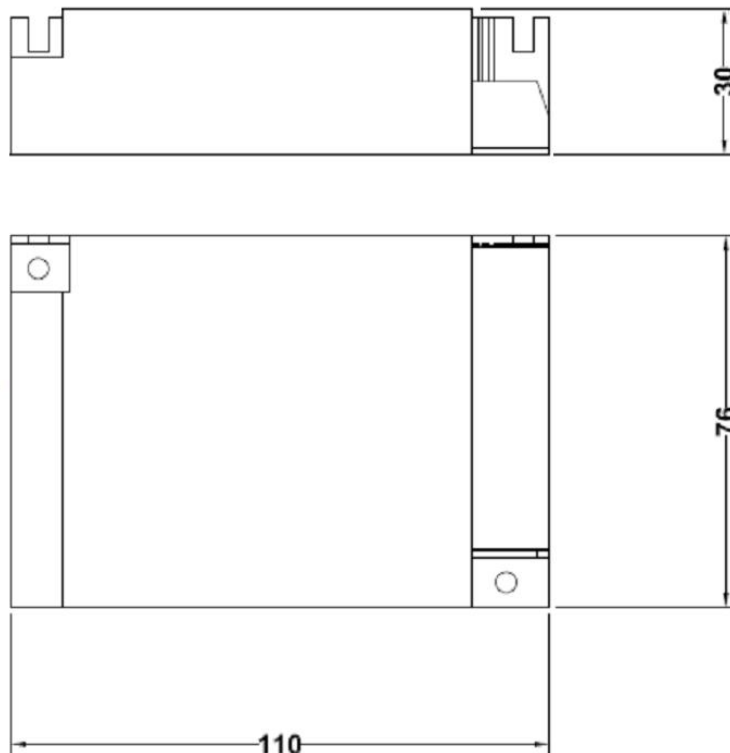
- Hi-pot test: 3.75 kV, 100% for 2 sec.

**STANDARDS**

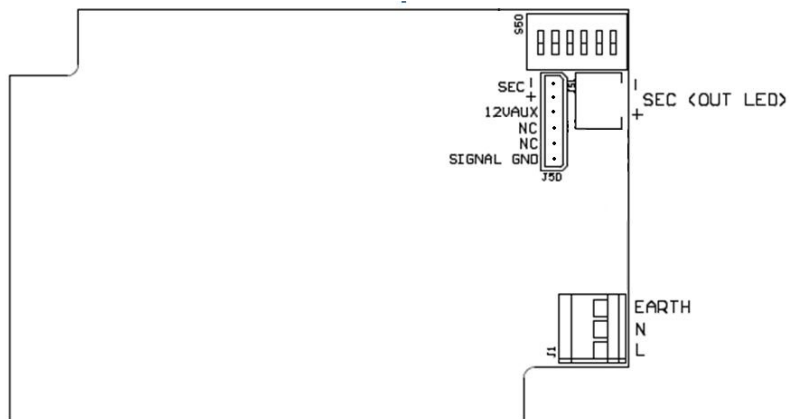
- EN 61347-1; EN 61347-2-13; EN 61547;  
EN 55015; EN 61000-3-2; EN62384  
DIN VDE 0710 teil 14. EN60598-2-22 ;  
UL8750 (UL1310) / EN50172
- KEMA KEUR / ENEC05 / UL pending.

**DIMENSIONS**

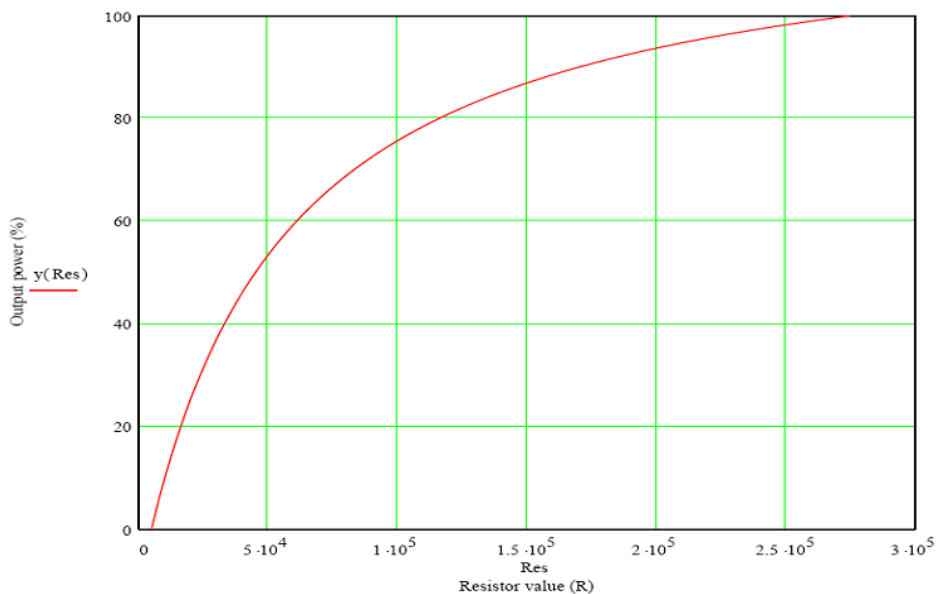
- L=110mm / B=76 mm / H = 30 mm.



ENTE EMITTENTE: DT Compilato \_\_\_\_\_ Visto \_\_\_\_\_



*Output power vs Iset resistor*



ENTE EMITTENTE: DT Compilato \_\_\_\_\_ Visto \_\_\_\_\_