

**Direct current electronic drivers**  
**Alimentatori elettronici in corrente continua**

Made in Italy

Single current drivers - Not dimmable  
 Alimentatori corrente singola - Non regolabili

1

constant CURRENT constant VOLTAGE

**RIPPLE FREE**

Pst LM  $\leq 1$   
 SVM  $\leq 0,4$



**Rated Voltage**  
**Tensione Nominale**  
 100 ÷ 127 V <sup>(2)</sup>  
 220 ÷ 240 V

**Frequency**  
**Frequenza**  
 50-60 Hz

**AC Operation range**  
**Tensione di utilizzo AC**  
 90 ÷ 264 V

**DC Operation range**  
**Tensione di utilizzo DC**  
 (see page info15)  
 176 ÷ 275 V

**Power - Potenza**  
 0 ÷ 9 W

**iTHD**  
 $\geq 40\%$  <sup>(1)</sup>

**Output current ripple**  
 $\leq 3\%$  <sup>(1)</sup>

**Standards compliance**  
 CSA C22.2 no. 250  
 EN 55015  
 EN 61000-3-2  
 EN 61000-3-3  
 EN 61347-1  
 EN 61347-2-13  
 EN 61547  
 UL 1310  
 UL 8750

**Max. pcs for CB B16A**  
 (see page info17)  
 50 pcs

**In rush current**  
 20A 170 $\mu$ sec

Article Articolo	Code Codice	P out W	V out DC <sup>(1)</sup>	I out DC	U out V	ta °C	tc °C	$\lambda$ max. Power Factor	$\eta$ max. Efficiency <sup>(1)</sup>
<b>BULL 9W 250mA HPFU</b>	141133	6 <sup>(2)</sup> /9	2...36	250 mA cost.	39	-20...+55	80	0,88 C	79 %
<b>BULL 8W 350mA HPFU</b>	141132	6 <sup>(2)</sup> /8	2...23	350 mA cost.	24	-25...+55 <sup>(2)</sup> /60	80	0,87 C	78 %
<b>BULL 6W 500mA HPFU</b>	141131	6	2...12,6	500 mA cost.	13	-25...+50 <sup>(2)</sup> /55	75	0,8 (0,9 <sup>(2)</sup> ) C	72 %

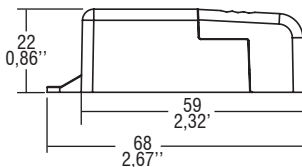
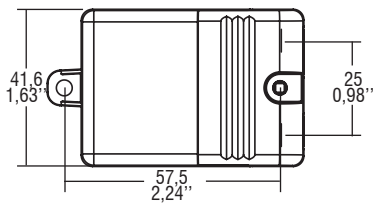
<sup>(1)</sup> Referred to  $V_{in} = 230$  V, 100% load - Riferito a  $V_{in} = 230$  V, carico 100%

**Light output level in DC operation: Factory default 100% EOfi=1**

**Livello di emissione luminosa in funzionamento DC: Impostazioni di fabbrica 100% EOfi=1**

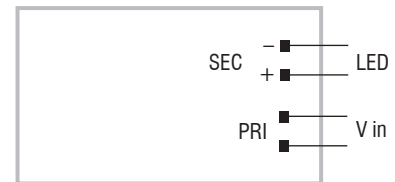


Weight - Peso:  
 gr. 40 / 1,40 oz.  
 Pcs - Pezzi 75



**Wiring diagram - Schema di collegamento**

(Max. LED distance on page info8 - Massima distanza LED a pagina info8)



**Features**

- IP20 independent driver, for indoor use.
- Class II protection against electric shock for direct or indirect contact.
- Supplied with terminal cover and cable retainer.
- Input and output terminal blocks on the same side (wire cross-section up to 2,5 mm<sup>2</sup> / AWG13).
- Single terminal block on primary and secondary circuits.
- Clamping screws on primary and secondary circuits for cables with diameter: min. 3 mm - max. 6 mm.
- Protections:
  - against overheating;
  - against short circuits;
  - against mains voltage spikes;
  - against overloads.

**Caratteristiche**

- Alimentatore indipendente IP20, per uso interno.
- Protetto in classe II contro le scosse elettriche per contatti diretti e indiretti.
- Fornito di coprimorsetto e serracavo.
- Morsetti di entrata e uscita sullo stesso lato (sezione cavo fino a 2,5 mm<sup>2</sup> / AWG13).
- Singola morsettiera su primario e secondario.
- Serracavo su primario e secondario per cavi di diametro: min. 3 mm - max. 6 mm.
- Protezioni:
  - termica;
  - contro il cortocircuito;
  - contro le extra-tensioni di rete;
  - contro i sovraccarichi.



The data shown are preliminary and may change - I dati riportati sono preliminari e potrebbero subire variazioni