

Direct current electronic drivers
Alimentatori elettronici in corrente continua

Made in Italy

1.2

Single current drivers - With PFC - Switchable
 Alimentatori corrente singola - Con PFC - Non regolabili

constant CURRENT constant VOLTAGE

RIPPLE FREE Pst LM ≤ 1 SVM ≤ 0,4

EAC ENEC 05 PENDING 100 M M EL SELV 60V



1-2kV DIFF. 2kV COMM. SEC. SWITCH SAFETY PROTECTIONS

Rated Voltage
Tensione Nominale
 100 ÷ 127 V⁽²⁾
 220 ÷ 240 V

Frequency
Frequenza
 50-60 Hz

AC Operation range
Tensione di utilizzo AC
 90 ÷ 264 V

DC Operation range
Tensione di utilizzo DC
 (see page info15)
 176 ÷ 275 V

Power - Potenza
 0 ÷ 9 W

iTHD
 ≥ 40%⁽¹⁾

Output current ripple
 ≤ 3%⁽¹⁾

Standards compliance
 EN 55015
 EN 61000-3-2
 EN 61000-3-3
 EN 61347-1
 EN 61347-2-13
 EN 61547
 VDE 0710-T14

Max. pcs for CB B16A
 (see page info17)
 50 pcs

In rush current
 20A 170µsec

Article Articolo	Code Codice	P out W	V out DC ⁽¹⁾	I out DC	U out V	ta °C	tc °C	λ max. Power Factor	η max. Efficiency ⁽¹⁾
BULL 9W 250mA HPFU	141133	6 ⁽²⁾ /9	2...36	250 mA cost.	39	-20...+55	80	0,88 C	79 %
BULL 8W 350mA HPFU	141132	6 ⁽²⁾ /8	2...23	350 mA cost.	24	-25...+55 ⁽²⁾ /60	80	0,87 C	78 %
BULL 6W 500mA HPFU	141131	6	2...12,6	500 mA cost.	13	-25...+50 ⁽²⁾ /55	75	0,8 (0,9 ⁽²⁾) C	72 %

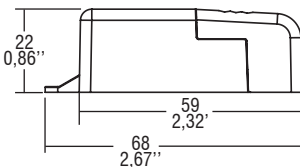
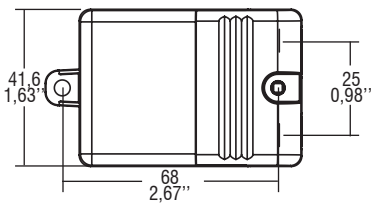
⁽¹⁾ Referred to V_{in} = 230 V, 100% load - Riferito a V_{in} = 230 V, carico 100%

Light output level in DC operation: Factory default 100% EOfi=1

Livello di emissione luminosa in funzionamento DC: Impostazioni di fabbrica 100% EOfi=1

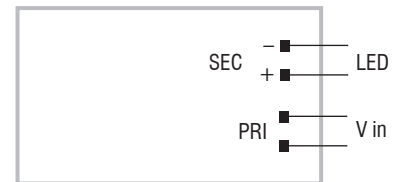
IP 20 SCREW FIXING Ø47 1,85"

Weight - Peso:
 gr. 40 / 1,40 oz.
 Pcs - Pezzi 75



Wiring diagram - Schema di collegamento

(Max. LED distance on page info8 - Massima distanza LED a pagina info8)



Features

- IP20 independent driver, for indoor use.
- Class II protection against electric shock for direct or indirect contact.
- Supplied with terminal cover and cable retainer.
- Input and output terminal blocks on the same side (wire cross-section up to 2,5 mm² / AWG13).
- Single terminal block on primary and secondary circuits.
- Clamping screws on primary and secondary circuits for cables with diameter: min. 3 mm - max. 6 mm.
- Protections:
 - against overheating;
 - against short circuits;
 - against mains voltage spikes;
 - against overloads.

Caratteristiche

- Alimentatore indipendente IP20, per uso interno.
- Protetto in classe II contro le scosse elettriche per contatti diretti e indiretti.
- Fornito di coprimorsetto e serracavo.
- Morsetti di entrata e uscita sullo stesso lato (sezione cavo fino a 2,5 mm² / AWG13).
- Singola morsettiera su primario e secondario.
- Serracavo su primario e secondario per cavi di diametro: min. 3 mm - max. 6 mm.
- Protezioni:
 - termica;
 - contro il cortocircuito;
 - contro le extra-tensioni di rete;
 - contro i sovraccarichi.

7 YEARS WARRANTY 3% FAILURE RATE 10 YEARS WARRANTY 5% FAILURE RATE

PRODUCER'S LIABILITY 10 YEARS WARRANTY TO LEDS ACCORDING TO TCI CAREFULNESS CONDITIONS

The data shown are preliminary and may change - I dati riportati sono preliminari e potrebbero subire variazioni