

Track adapter with built-in LED driver
Adattatore da binario con LED driver incorporato

Made in Europe 

constant CURRENT

RIPPLE FREE

Pst LM ≤ 1
SVM ≤ 0,4

ERC    



2kV DIFF. 4kV COMM.  ACTIVE PFC  DIP-SWITCH  SEC. SWITCH  SAFETY PROTECTIONS

Rated Voltage
Tensione Nominale
220 ÷ 240 V

Frequency
Frequenza
50-60 Hz

Rated Current
Corrente Nominale
0,22 A

Inrush Current
Corrente di Spunto
5 A - 50 μS

Max. pcs for MCB B16A
50

Output Power
Potenza Uscita
17 ÷ 40 W

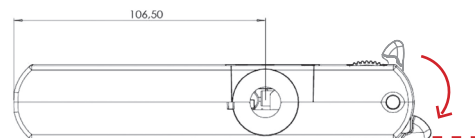
Output current ripple
≤ 3% ⁽¹⁾

Article Articolo	P out W	V out DC	I out DC	V out max.	ta °C	tc °C	λ max. Power Factor	η max. Efficiency ⁽¹⁾
GA-023	34	20...40	850 mA	59	0...+35	85	0,9 C - 0,95	> 88 %
	36	20...40	900 mA					
	40	20...40	1 A					
	40	20...38	1,05 A					



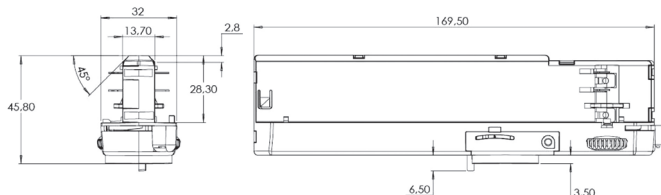
⁽¹⁾ Referred to V_m = 230 V, 100% load - Riferito a V_m = 230 V, carico 100%

Article Articolo	Code Codice	Color Colore
GA-023	127987W	White - Bianco RAL 9016
GA-023	127987G	Grey - Grigio RAL 7040
GA-023	127987B	Black - Nero RAL 9005

Pcs per box - pezzi per scatola: 20



WARNING: During installation do not exceed the limit indicated - Risk of breakage.
ATTENZIONE: in fase di installazione non superare questo limite - Pericolo di rottura.



Features

- **Not dimmable driver.**
- A new breakthrough in luminaire design.
- Puts the luminaire design first.
- High power available in a very reduced space.
- Easy to mount through inventive nipple design.
- Compatible with NA Pro and Pulse 3-phase tracks.
- Multipower device supplied with dip-switch for the selection of the output current.
- Active Power Factor Corrector.
- Class II protection against electric shock for direct or indirect contact.
- Current regulation ±5/6 % including temperature variations.
- Output push-in terminal blocks: 0,5...1,5 mm².
- Protections:
 - against overheating and short circuits;
 - against mains voltage spikes;
 - against overloads.
- Thermal protection = C.5.a.

Caratteristiche

- **Alimentatore non regolabile.**
- Design all'avanguardia.
- Il design della lampada prima di tutto.
- Elevata potenza disponibile in uno spazio molto ridotto.
- Facile da montare con innovativi attacchi.
- Compatibile con binario NA Pro e Pulse 3-phase.
- Dispositivo multipotenza fornito di dip-switch per la selezione della corrente in uscita.
- PFC attivo.
- Protetto in classe II contro le scosse elettriche per contatti diretti e indiretti.
- Corrente regolata ±5/6 % incluse variazioni di temperatura.
- Morsetti di uscita ad innesto rapido: 0,5...1,5 mm².
- Protezioni:
 - termica e cortocircuito;
 - contro le extra-tensioni di rete;
 - contro i sovraccarichi.
- Protezione termica = C.5.a.

7 YEARS WARRANTY
3% FAILURE RATE

10 YEARS WARRANTY
5% FAILURE RATE

PRODUCER'S LIABILITY
TCI

WARRANTY WITH ELECTRICAL
10 YEARS ACCORDING TO THE EUROPEAN CONDITIONS