

Direct current dimmable electronic drivers
Alimentatori elettronici regolabili in corrente continua



4.3

Street lighting and high power drivers - Full programmable
Alimentatori per illuminazione stradale e alta potenza - Full programmable

Rated Voltage
Tensione Nominale
200 ÷ 240 V

Frequency
Frequenza
50-60 Hz

AC Operation range
Tensione di utilizzo AC
176 ÷ 264 V

Power - Potenza
7 ÷ 200 W

iTHD
 $\leq 10\%$ ⁽¹⁾

Stand by power
 $\leq 0,5$ W

Output current ripple
 $\leq 3\%$ ⁽¹⁾

Standards compliance
EN 55015
EN 61000-3-2
EN 61000-3-3
EN 61347-1
EN 61347-2-13
EN 61547
EN 62386-101
EN 62386-102
EN 62386-207

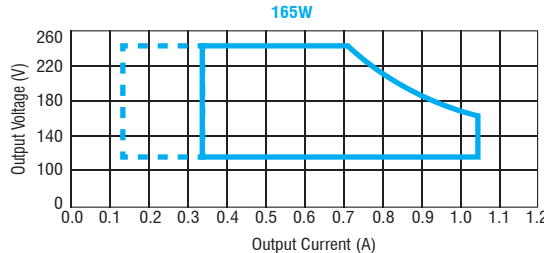
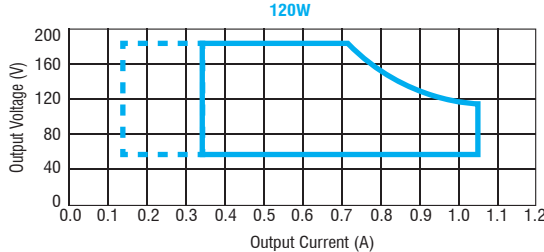
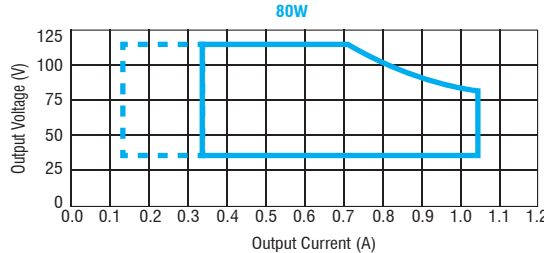
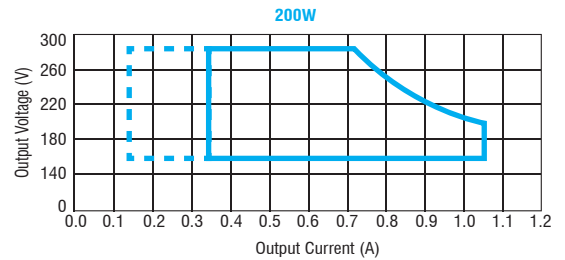
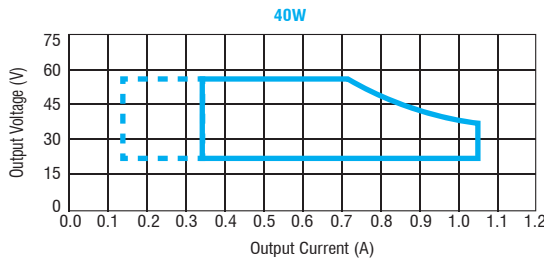
Max. pcs for CB B16A
(see page info17)
40W: 13pcs
80W: 10pcs
120W: 3pcs
165W: 3pcs
200W: 3pcs

In rush current
40W: 50A 328usec
80W: 75A 904usec
120W: 75A 250usec
165W: 70A 892usec
200W: 70A 396usec



⁽¹⁾ Referred to $V_m = 230$ V, 100% load
Riferito a $V_m = 230$ V, carico 100%

Article Articolo	Code Codice	P out W	V out DC	I out DC	Default I out DC	U out V	ta °C	tc °C	λ max. Power Factor	η max. Efficiency ⁽¹⁾
ASTRO 40W/350-1050 2PN ⁽²⁾⁽³⁾	145030	7...40	20...57	350...1050mA cost.	700 mA	70	-40...+55	85	0,95 Pout ≥ 24 W	> 87 %
ASTRO 80W/350-1050 2PN ⁽⁴⁾	145031	12...80	35...115	350...1050mA cost.	700 mA	140	-40...+55	85	0,95 Pout ≥ 48 W	> 93 %
ASTRO 120W/350-1050 2PN ⁽⁴⁾	145032	26...120	75...172	350...1050mA cost.	700 mA	200	-40...+55	85	0,95 Pout ≥ 72 W	> 93 %
ASTRO 165W/350-1050 2PN ⁽⁴⁾	145033	36...165	105...236	350...1050mA cost.	700 mA	260	-40...+50	90	0,95 Pout ≥ 99 W	> 93 %
ASTRO 200W/350-1050 2PN ⁽⁴⁾	145034	50...200	143...286	350...1050mA cost.	700 mA	310	-40...+50	90	0,95 Pout ≥ 120 W	> 92 %



Features

- **Ultra high input spikes protection up to 10kV.**
- Programmable multipower driver.
- Driver for built-in use.
- It can be used for lighting equipment in protection class I and II.
- Active Power Factor Corrector.
- Analogical input for thermal sensor connection.
- Current regulation $\pm 3\%$ including temperature variations.
- Input and output terminal blocks on same side (wire cross-section 0,2...1,5 mm²).
- Protections:
 - against overheating and short circuits;
 - against mains voltage spikes;
 - against overloads.
- Thermal protection = C.5.a.

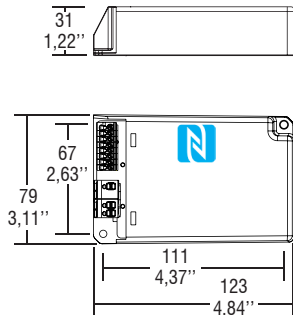
Caratteristiche

- **Elevata protezione contro spike di rete fino a 10kV.**
- Alimentatore multipotenza programmabile.
- Alimentatore da incorporare.
- Utilizzabile per apparecchi di illuminazione in classe di protezione I e II.
- PFC attivo.
- Entrata analogica per sensore termico.
- Corrente regolata $\pm 3\%$ incluse variazioni di temperatura.
- Morsetti di entrata e uscita sullo stesso lato (sezione cavo fino a 0,2...1,5 mm²).
- Protezioni:
 - termica e cortocircuito;
 - contro le extra-tensioni di rete;
 - contro i sovraccarichi.
- Protezione termica = C.5.a.

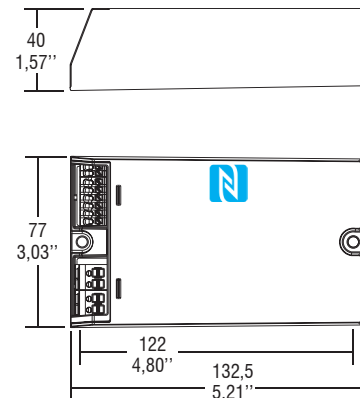
Direct current dimmable electronic drivers Alimentatori elettronici regolabili in corrente continua



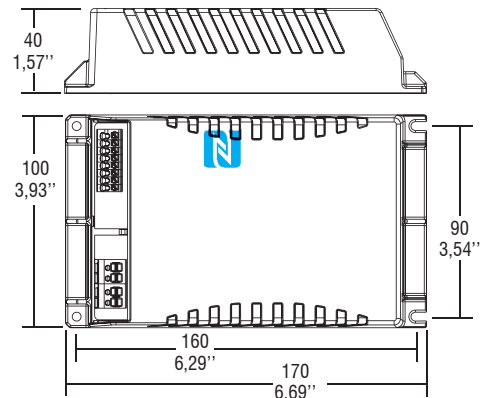
40W gr. 400 / 14,1 oz.



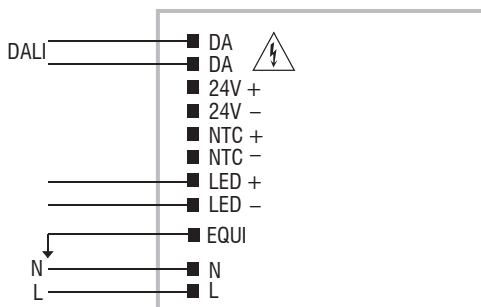
80W / 120W gr. 500 / 17,64 oz.



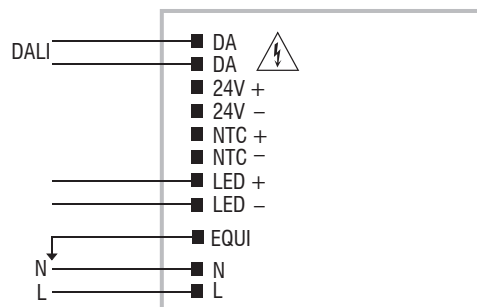
165W / 200W gr. 720 / 25,4 oz.



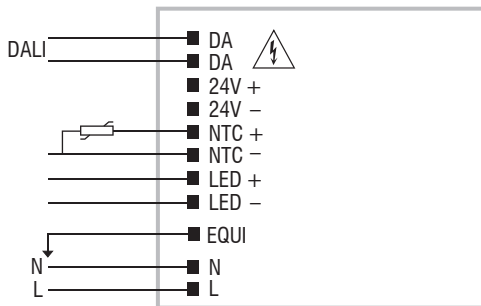
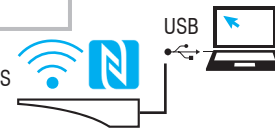
Wiring diagrams - Schemi di collegamento (Max. LED distance: 2m - Massima distanza LED: 2m)



DALI diagram - Collegamento DALI



WIRELESS PROGRAMMING diagram
Collegamento per PROGRAMMAZIONE WIRELESS



NTC diagram - Collegamento NTC

Article - Articolo	Code - Codice
NFC-A PROGRAMMING TOOL FEIG ISC.PR101	127095A
NFC-B PROGRAMMING TOOL FEIG CPR30-USB	127101
LINK TO DOWNLOAD PROGRAMMING SOFTWARE LINK PER SCARICARE SOFTWARE DI PROGRAMMAZIONE https://www.tci.it/TCI_tools/ASTROConfiguratorTool.zip	

Operation Mode

- 2PN devices allow the user to set different parameters.
 - **WIRELESS PROGRAMMING** through **NFC** antenna.
 - Compatible with standard DALI interfaces.
 - The main available features are:
 - **DALI**: dimming through insulated port;
 - **MIDNIGHT**: automatic dimming according to programmed parameters;
 - **CLO**: Constant Light Output;
 - **CURRENT**: output current according to programmed parameters;
 - **NTC**: thermal protection and external NTC according to programmed parameters.
 - Light regulation 10 - 100 % (minimum output current 105 mA).
- For additional details for regulations see pages info12-14.

Modalità di funzionamento

- I dispositivi **2PN** permettono all'utente di impostare diversi parametri.
 - La **PROGRAMMAZIONE WIRELESS** avviene attraverso l'antenna **NFC**.
 - Compatibilità con interfacce DALI standard.
 - Le principali caratteristiche disponibili sono:
 - **DALI**: regolazione attraverso la porta isolata;
 - **MIDNIGHT**: regolazione automatica secondo i parametri programmati;
 - **CLO**: Constant Light Output;
 - **CORRENTE**: corrente di uscita secondo i parametri programmati;
 - **NTC**: protezione termica e NTC esterna secondo i parametri programmati.
 - Regolazione della luminosità 10 - 100 % (corrente minima d'uscita 105 mA).
- Per ulteriori dettagli sulle regolazioni vedi pagine info12-14.

The data shown are preliminary and may change - I dati riportati sono preliminari e potrebbero subire variazioni