









Direct current electronic drivers
Alimentatori elettronici in corrente continua

Made in Italy 

constant CURRENT constant VOLTAGE

RIPPLE FREE



1.1
Single current drivers - Without PFC
Alimentatori corrente singola - Senza PFC

Rated Voltage
Tensione Nominale
110 ÷ 127 V ⁽²⁾
110 ÷ 240 V

Frequency
Frequenza
50-60 Hz

AC Operation range
Tensione di utilizzo AC
99 ÷ 264 V

DC Operation range
Tensione di utilizzo DC
(see page info15)
170 ÷ 280 V

Power
Potenza
0 ÷ 10 W

Output current ripple
≤ 3% ⁽¹⁾

Standards compliance
CSA C22.2 no. 250.13 ⁽²⁾
EN 50172 (VDE 0108)
EN 55015
EN 60335-1
EN 61000-3-2
EN 61000-3-3
EN 61347-1
EN 61347-2-13
EN 61547
UL 1310 ⁽²⁾
UL 8750 (Class 2) ⁽²⁾
VDE 0710-T14

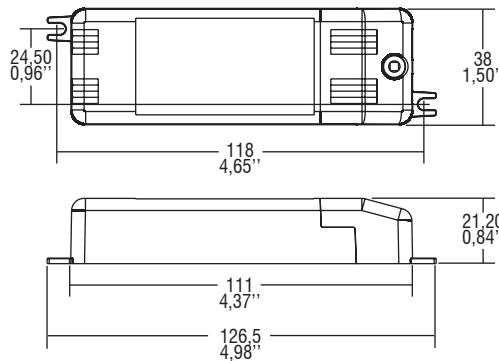
Max. pcs for CB B16A
(see page info17)
27 pcs

In rush current
27A 250µsec

Article Articolo	Code Codice	P out W	V out DC	I out DC	U out V	ta °C	tc °C	λ max. Power Factor	η max. Efficiency ⁽¹⁾
Constant current output - Uscita in corrente costante									
DC 10W 350mA KU2	127303	5/10 ⁽³⁾	2...30	350 mA cost.	33	-25...+50 ⁽³⁾ /60	80	0,6 C	>75
DC 10W 700mA KU2	127302	5/10 ⁽³⁾	2...15	700 mA cost.	17	-25...+50 ⁽³⁾ /60	80	0,6 C	>75
Constant voltage output - Uscita in tensione costante									
DC 10W 12V KU2	127304	5/10 ⁽³⁾	12 cost.	830 mA max.	13	-25...+50 ⁽³⁾ /60	80	0,6 C	>75
DC 10W 24V KU2	127305	5/10 ⁽³⁾	24 cost.	420 mA max.	25	-25...+50 ⁽³⁾ /60	80	0,6 C	>75

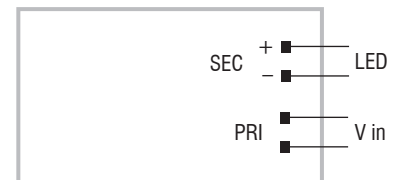
⁽¹⁾ Referred to V_{in} = 230 V, 100% load - Riferito a V_{in} = 230 V, carico 100%

  Weight - Peso gr. 68 / 2,4 oz.
Pcs - Pezzi 30



Wiring diagram - Schema di collegamento

(Max. LED distance on page info8 - Massima distanza LED a pagina info8)



Features

- **Double output impedance for use in household electrical appliances.**
- IP20 independent driver, for indoor use.
- Class II protection against electric shock for direct or indirect contact.
- Supplied with terminal cover and cable retainer.
- Input and output terminal blocks on the same side (wire cross-section up to 0,5 - 2,5 mm² / AWG20 - AWG13).
- Single terminal block on primary and secondary circuits.
- Clamping screws on primary and secondary circuits for cables with diameter: min. 3 mm - max. 6 mm.
- Current regulation -5 % +5 % including temperature variations.
- Protections:
 - against overheating;
 - against short circuits;
 - against mains voltage spikes;
 - against overloads.

Caratteristiche

- **Doppia impedenza d'uscita per l'utilizzo in apparecchi elettrodomestici.**
- Alimentatore indipendente IP20, per uso interno.
- Protetto in classe II contro le scosse elettriche per contatti diretti e indiretti.
- Fornito di coprimorsetto e serracavo.
- Morsetti di entrata e uscita sullo stesso lato (sezione cavo fino a 0,5 - 2,5 mm² / AWG20 - AWG13).
- Singola morsettiera su primario e secondario.
- Serracavo su primario e secondario per cavi di diametro: min. 3 mm - max. 6 mm.
- Corrente regolata -5 % +5 % incluse variazioni di temperatura.
- Protezioni:
 - termica;
 - contro il cortocircuito;
 - contro le extra-tensioni di rete;
 - contro i sovraccarichi.

7 YEARS WARRANTY
3% FAILURE RATE

10 YEARS WARRANTY
5% FAILURE RATE

10 YEARS WARRANTY
ACCORDING TO THE CONTRACTOR'S CONDITIONS