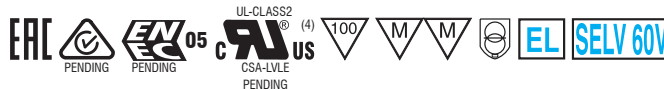


# SLIM HPFU

Direct current electronic drivers  
Alimentatori elettronici in corrente continua

Made in Italy 

constant CURRENT constant VOLTAGE



ripple FREE  
Pst LM ≤ 1  
SVM ≤ 0,4



1.2

Single current drivers - With PFC - Switchable  
Alimentatori corrente singola - Con PFC - Non regolabili



**Rated Voltage**  
Tensione Nominale  
100 ÷ 120 V <sup>(2)</sup>  
220 ÷ 240 V

**Frequency**  
Frequenza  
50-60 Hz

**AC Operation range**  
Tensione di utilizzo AC  
90 ÷ 264 V

**DC Operation range**  
Tensione di utilizzo DC  
(see page info15)  
170 ÷ 280 V

**Power - Potenza**  
0 ÷ 15 W

**iTHD**  
≥ 40% <sup>(1)</sup>

**Output current ripple**  
≤ 3% <sup>(1)</sup>

**Standards compliance**  
CSA C22.2 no. 223  
EN 55015  
EN 61000-3-2  
EN 61000-3-3  
EN 61347-1  
EN 61347-2-13  
EN 61547  
UL 1310  
VDE 0710-T14

**Max. pcs for CB B16A**  
(see page info17)  
27 pcs

**In rush current**  
27A 250µsec

Article Articolo	Code Codice	P out W	V out DC <sup>(1)</sup>	I out DC	U out V	ta °C	tc °C	λ max. Power Factor	η max. Efficiency <sup>(1)</sup>
<b>Constant current output - Uscita in corrente costante</b>									
<b>SLIM 15W 350mA HPFU</b>	141110	15 (8 <sup>(2)</sup> )	2...43	350 mA cost.	44	-25...+45	80	0,88 (0,9 <sup>(2)</sup> ) C	90
<b>SLIM 14W 500mA HPFU</b>	141112	14 (6 <sup>(2)</sup> )	2...27	500 mA cost.	29	-25...+45	80	0,88 (0,89 <sup>(2)</sup> ) C	82
<b>SLIM 11W 700mA HPFU</b>	141114	11 (6 <sup>(2)</sup> )	2...17	700 mA cost.	18	-25...+45	80	0,87 (0,89 <sup>(2)</sup> ) C	80
<b>Constant voltage output - Uscita in tensione costante</b>									
<b>SLIM 13W 12V HPFU</b>	141120	13 (6 <sup>(2)</sup> )	12 cost.	1,08 A max.	-	-25...+50	80	0,88 (0,9 <sup>(2)</sup> ) C	80
<b>SLIM 13W 24V HPFU</b>	141122	13 (6 <sup>(2)</sup> )	24 cost.	550 mA max.	-	-25...+50	80	0,88 (0,9 <sup>(2)</sup> ) C	90

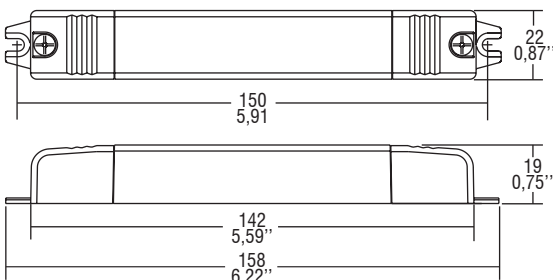
<sup>(1)</sup> Referred to V<sub>in</sub> = 230 V, 100% load - Riferito a V<sub>in</sub> = 230 V, carico 100%

**Light output level in DC operation: Factory default 100% EOfi=1**

**Livello di emissione luminosa in funzionamento DC: Impostazioni di fabbrica 100% EOfi=1**

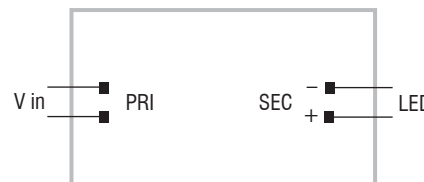
 **IP 20**  **SCREW FIXING**  Ø32 1,26"  Weight - Peso: gr. 55 / 2 oz. Pcs - Pezzi 50

Compatible with ZHAGA (BMS)



### Wiring diagram - Schema di collegamento

(Max. LED distance on page info8 - Massima distanza LED a pagina info8)




### Features

- IP20 independent driver, for indoor use.
- Class II protection against electric shock for direct or indirect contact.
- Supplied with terminal cover and cable retainer.
- Input and output terminal blocks on opposite sides (wire cross-section up to 2,5 mm<sup>2</sup> / AWG13).
- Single terminal block on primary and secondary circuit.
- Clamping screws on primary and secondary circuits for cables with diameter: min. 3 mm - max. 8 mm.
- Driver can be secured with slot for screws.
- Protections:
  - against overheating and short circuits;
  - against mains voltage spikes;
  - against overloads.

### Caratteristiche

- Alimentatore indipendente IP20, per uso interno.
- Protetto in classe II contro le scosse elettriche per contatti diretti e indiretti.
- Fornito di coprimorsetto e serracavo.
- Morsetti di entrata e uscita contrapposti (sezione cavo fino a 2,5 mm<sup>2</sup> / AWG13).
- Singola morsettiera su primario e secondario.
- Serracavo su primario e secondario per cavi di diametro: min. 3 mm - max. 8 mm.
- Fissaggio dell'alimentatore tramite asole per viti.
- Protezioni:
  - termica e cortocircuito;
  - contro le extra-tensioni di rete;
  - contro i sovraccarichi.



The data shown are preliminary and may change - I dati riportati sono preliminari e potrebbero subire variazioni